

Disbursement Claim for Measure Z Funds

Disbursement Claim #: 2019-01 Claim Submission Date: 02/28/19

Request Details

Invoice Date or Date Range (if multiple invoices)	Approved Monthly Budget Covering Invoiced Month(s)	Budget Line Item	General Ledger Account No. and Description	Amount Requested
01/01/19- 01/31/19	\$266,400.27		Animal Dept. Salary & Benefits	12/ \$278,088.19
01/01/19- 01/31/19	\$32,200.65		Veterinary Dept. Salary & Benefits	14/ \$32,853.73
01/01/19- 01/31/19	\$28,337.00		Animal Feed	16/ \$22,543.99
01/01/19- 01/31/19	\$50,000.00		Utilities	47/ \$10,971.39
01/01/19- 01/31/19	\$9,000.00		Exhibit Maint & Renovations	33/ \$5,223.14
01/01/19- 01/31/19	\$7,000.00		Water Quality Supplies	38/ \$6,113.05
			Wire Fee	\$10.00
	\$392,937.92		Subtotal	\$355,803.49
			Less Wire Fee	-\$10.00
			TOTAL AMOUNT REQUESTED	49/ \$355,793.49

Capital Claim contingency usage, or Operations Claim budget variance explanation:

Measure Z Operational
Reconciliation of Claims to Budget
January - December
2018

Less wire fees: -\$10.00

2019 Budget	\$3,410,000.00	\$410,000.00	\$450,000.00	\$615,910.00	\$116,000.00	\$87,700.00	\$120.00	\$5,089,730.00
Increase to Budget	\$0.00	\$0.00	\$0.00	\$0.00	\$0.00	\$0.00	\$0.00	\$0.00
Carryover from prior yr	\$0.00	\$0.00	\$0.00	\$0.00	\$0.00	\$0.00	\$0.00	\$0.00
Spent YTD	<u>\$278,088.19</u>	<u>\$32,853.73</u>	<u>\$22,543.99</u>	<u>\$10,971.39</u>	<u>\$5,223.14</u>	<u>\$6,113.05</u>	<u>\$10.00</u>	<u>\$355,803.49</u>
Funds remaining	\$3,131,911.81	\$377,146.27	\$427,456.01	\$604,938.61	\$110,776.86	\$81,586.95	\$110.00	\$4,733,926.51

Fresno's Chaffee Zoo Corporation
Income Statement
January 2019

	2019 Budget	Jan Budget	Jan Measure Z	Jan Actual	YTD Budget	YTD Measure Z	YTD Actual
REVENUE							
Self-Generated Revenue							
Admissions							
Admissions	\$0.00	\$0.00	\$0.00	\$0.00	\$0.00	\$0.00	\$0.00
Admissions-Special Events	\$0.00	\$0.00	\$0.00	\$0.00	\$0.00	\$0.00	\$0.00
Admissions-Visitor Services	\$4,967,551.00	\$245,784.00	\$0.00	\$225,271.95	\$245,784.00	\$0.00	\$225,271.95
Admissions-Special Exhibit	\$570,000.00	\$0.00	\$0.00	\$0.00	\$0.00	\$0.00	\$0.00
Combo Tickets - Adults	\$0.00	\$0.00	\$0.00	\$0.00	\$0.00	\$0.00	\$0.00
Combo Tickets - Child/Senior	\$0.00	\$0.00	\$0.00	\$0.00	\$0.00	\$0.00	\$0.00
Over and Under	\$0.00	\$0.00	\$0.00	\$0.00	\$0.00	\$0.00	\$0.00
Over and Under-Visitor Services	\$0.00	\$0.00	\$0.00	\$13.02	\$0.00	\$0.00	\$13.02
Total Admissions	\$5,537,551.00	\$245,784.00	\$0.00	\$225,284.97	\$245,784.00	\$0.00	\$225,284.97
Adopt an Animal							
Adopt An Animal	\$0.00	\$0.00	\$0.00	\$0.00	\$0.00	\$0.00	\$0.00
Adopt An Animal-Development	\$21,000.00	\$2,885.00	\$0.00	\$1,640.00	\$2,885.00	\$0.00	\$1,640.00
Adopt An Animal-Development-Restrict	\$0.00	\$0.00	\$0.00	\$0.00	\$0.00	\$0.00	\$0.00
Total Adopt an Animal	\$21,000.00	\$2,885.00	\$0.00	\$1,640.00	\$2,885.00	\$0.00	\$1,640.00
Education							
After School Programs	\$0.00	\$0.00	\$0.00	\$0.00	\$0.00	\$0.00	\$0.00
After School Programs-Education	\$0.00	\$0.00	\$0.00	\$0.00	\$0.00	\$0.00	\$0.00
Annual Dues	\$0.00	\$0.00	\$0.00	\$0.00	\$0.00	\$0.00	\$0.00
Annual Dues-Education	\$0.00	\$0.00	\$0.00	\$0.00	\$0.00	\$0.00	\$0.00
Annual Dues-Volunteer	\$0.00	\$0.00	\$0.00	\$1,150.00	\$0.00	\$0.00	\$1,150.00
Camp Scholarships	\$0.00	\$0.00	\$0.00	\$0.00	\$0.00	\$0.00	\$0.00
Camp Scholarships-Education	\$0.00	\$0.00	\$0.00	\$0.00	\$0.00	\$0.00	\$0.00
Class Fees	\$0.00	\$0.00	\$0.00	\$0.00	\$0.00	\$0.00	\$0.00
Class Fees-Education	\$0.00	\$0.00	\$0.00	\$0.00	\$0.00	\$0.00	\$0.00
Class Fees-Volunteer	\$0.00	\$0.00	\$0.00	\$0.00	\$0.00	\$0.00	\$0.00
Cookbook Sales	\$0.00	\$0.00	\$0.00	\$0.00	\$0.00	\$0.00	\$0.00

Fresno's Chaffee Zoo Corporation
Income Statement
January 2019

	2019 Budget	Jan Budget	Jan Measure Z	Jan Actual	YTD Budget	YTD Measure Z	YTD Actual
Cookbook Sales-Volunteer	\$0.00	\$0.00	\$0.00	\$0.00	\$0.00	\$0.00	\$0.00
Docent Activities	\$0.00	\$0.00	\$0.00	\$0.00	\$0.00	\$0.00	\$0.00
Docent Activities-Volunteer	\$0.00	\$0.00	\$0.00	\$800.00	\$0.00	\$0.00	\$800.00
Education-General Income	\$0.00	\$0.00	\$0.00	\$0.00	\$0.00	\$0.00	\$0.00
Education-General Income-Education	\$0.00	\$0.00	\$0.00	\$0.00	\$0.00	\$0.00	\$0.00
Docent Fundraising Income	\$0.00	\$0.00	\$0.00	\$0.00	\$0.00	\$0.00	\$0.00
Docent Fundraising Income-Volunteer	\$0.00	\$0.00	\$0.00	\$0.00	\$0.00	\$0.00	\$0.00
Grants	\$0.00	\$0.00	\$0.00	\$0.00	\$0.00	\$0.00	\$0.00
Grants-Education	\$0.00	\$0.00	\$0.00	\$0.00	\$0.00	\$0.00	\$0.00
Junior University Income	\$0.00	\$0.00	\$0.00	\$0.00	\$0.00	\$0.00	\$0.00
Junior University Income-Education	\$0.00	\$0.00	\$0.00	\$0.00	\$0.00	\$0.00	\$0.00
Overnight Income	\$0.00	\$0.00	\$0.00	\$0.00	\$0.00	\$0.00	\$0.00
Overnight Income-Education	\$0.00	\$0.00	\$0.00	\$0.00	\$0.00	\$0.00	\$0.00
Scout Guide-Education	\$0.00	\$0.00	\$0.00	\$492.00	\$0.00	\$0.00	\$492.00
Service Income	\$0.00	\$0.00	\$0.00	\$0.00	\$0.00	\$0.00	\$0.00
Service Income-Education	\$0.00	\$0.00	\$0.00	\$0.00	\$0.00	\$0.00	\$0.00
Service Income-Volunteer	\$0.00	\$0.00	\$0.00	\$0.00	\$0.00	\$0.00	\$0.00
Teacher Resource Guide Income	\$0.00	\$0.00	\$0.00	\$0.00	\$0.00	\$0.00	\$0.00
Teacher Training Workshop Income	\$0.00	\$0.00	\$0.00	\$0.00	\$0.00	\$0.00	\$0.00
Teacher Training Workshop Income-Edu-	\$0.00	\$0.00	\$0.00	\$0.00	\$0.00	\$0.00	\$0.00
Trip Income	\$0.00	\$0.00	\$0.00	\$0.00	\$0.00	\$0.00	\$0.00
Trip Income-Education	\$0.00	\$0.00	\$0.00	\$0.00	\$0.00	\$0.00	\$0.00
Trip Income-Volunteer	\$0.00	\$0.00	\$0.00	\$0.00	\$0.00	\$0.00	\$0.00
Uniform Income	\$0.00	\$0.00	\$0.00	\$0.00	\$0.00	\$0.00	\$0.00
Uniform Income-Volunteer	\$0.00	\$0.00	\$0.00	\$240.00	\$0.00	\$0.00	\$240.00
Wild Connections Lab Income	\$0.00	\$0.00	\$0.00	\$0.00	\$0.00	\$0.00	\$0.00
Wild Connections Lab Income-Education	\$0.00	\$0.00	\$0.00	\$640.00	\$0.00	\$0.00	\$640.00
Zoo Adventures Camp Income	\$0.00	\$0.00	\$0.00	\$0.00	\$0.00	\$0.00	\$0.00
Zoo Adventures Camp Income-Education	\$0.00	\$0.00	\$0.00	\$5,600.50	\$0.00	\$0.00	\$5,600.50
Zoo Boo Haunted House Income	\$0.00	\$0.00	\$0.00	\$0.00	\$0.00	\$0.00	\$0.00
Zoo Preview Income	\$0.00	\$0.00	\$0.00	\$0.00	\$0.00	\$0.00	\$0.00

Fresno's Chaffee Zoo Corporation
Income Statement
January 2019

	2019 Budget	Jan Budget	Jan Measure Z	Jan Actual	YTD Budget	YTD Measure Z	YTD Actual
Zoo Preview Income-Volunteer	\$0.00	\$0.00	\$0.00	\$0.00	\$0.00	\$0.00	\$0.00
Zoo School Income	\$0.00	\$0.00	\$0.00	\$0.00	\$0.00	\$0.00	\$0.00
Zoo Talks Income	\$0.00	\$0.00	\$0.00	\$0.00	\$0.00	\$0.00	\$0.00
Zoo Talks Income-Education	\$0.00	\$0.00	\$0.00	\$0.00	\$0.00	\$0.00	\$0.00
Zoopeteer Income	\$0.00	\$0.00	\$0.00	\$0.00	\$0.00	\$0.00	\$0.00
Zoopeteer Income-Education	\$0.00	\$0.00	\$0.00	\$0.00	\$0.00	\$0.00	\$0.00
Zoopeteer Income-Volunteer	\$0.00	\$0.00	\$0.00	\$0.00	\$0.00	\$0.00	\$0.00
Camp Scholarships-Res	\$0.00	\$0.00	\$0.00	\$0.00	\$0.00	\$0.00	\$0.00
Camp Scholarships-Res-Education	\$0.00	\$0.00	\$0.00	\$0.00	\$0.00	\$0.00	\$0.00
Grants-Res	\$0.00	\$0.00	\$0.00	\$0.00	\$0.00	\$0.00	\$0.00
Grants-Res-Education	\$0.00	\$0.00	\$0.00	\$0.00	\$0.00	\$0.00	\$0.00
Grants-Res-Volunteer	\$0.00	\$0.00	\$0.00	\$0.00	\$0.00	\$0.00	\$0.00
Grants-Perm	\$0.00	\$0.00	\$0.00	\$0.00	\$0.00	\$0.00	\$0.00
Tour Income	\$0.00	\$0.00	\$0.00	\$0.00	\$0.00	\$0.00	\$0.00
Tour Income-Volunteer	\$8,550.00	\$400.00	\$0.00	\$0.00	\$400.00	\$0.00	\$0.00
Tot Time Income	\$0.00	\$0.00	\$0.00	\$0.00	\$0.00	\$0.00	\$0.00
Tot Time Income-Education	\$9,500.00	\$400.00	\$0.00	\$759.00	\$400.00	\$0.00	\$759.00
Zoomobile Income	\$0.00	\$0.00	\$0.00	\$0.00	\$0.00	\$0.00	\$0.00
Zoomobile Income-Education	\$44,500.00	\$500.00	\$0.00	\$270.00	\$500.00	\$0.00	\$270.00
Behind the Scenes-Education	\$0.00	\$0.00	\$0.00	\$5,304.00	\$0.00	\$0.00	\$5,304.00
Facility Rental-Education	\$5,000.00	\$100.00	\$0.00	\$200.00	\$100.00	\$0.00	\$200.00
Miscellaneous Income-Education	\$0.00	\$0.00	\$0.00	\$0.00	\$0.00	\$0.00	\$0.00
Uniform-Teen Payment- Volunteer	\$0.00	\$0.00	\$0.00	\$0.00	\$0.00	\$0.00	\$0.00
Total Education	\$67,550.00	\$1,400.00	\$0.00	\$15,455.50	\$1,400.00	\$0.00	\$15,455.50
Food Services							
Concessions Commission	\$708,050.00	\$37,400.00	\$0.00	\$0.00	\$37,400.00	\$0.00	\$0.00
Concessions Commission-Administratior	\$0.00	\$0.00	\$0.00	\$30,480.85	\$0.00	\$0.00	\$30,480.85
Concessions Commission-Special Exhibit	\$164,000.00	\$0.00	\$0.00	\$0.00	\$0.00	\$0.00	\$0.00
Concessions Commission-Development	\$0.00	\$0.00	\$0.00	\$0.00	\$0.00	\$0.00	\$0.00
Concessions-Script	\$0.00	\$0.00	\$0.00	\$0.00	\$0.00	\$0.00	\$0.00

Fresno's Chaffee Zoo Corporation
Income Statement
January 2019

	2019 Budget	Jan Budget	Jan Measure Z	Jan Actual	YTD Budget	YTD Measure Z	YTD Actual
Total Food Services	\$872,050.00	\$37,400.00	\$0.00	\$30,480.85	\$37,400.00	\$0.00	\$30,480.85
Gift Shop							
Gift Shop Income	\$466,480.00	\$24,640.00	\$0.00	\$0.00	\$24,640.00	\$0.00	\$0.00
Gift Shop Income-Special Exhibit	\$102,500.00	\$0.00	\$0.00	\$0.00	\$0.00	\$0.00	\$0.00
Gift Shop Commission	\$0.00	\$0.00	\$0.00	\$0.00	\$0.00	\$0.00	\$0.00
Gift Shop Commission-Administration	\$0.00	\$0.00	\$0.00	\$18,569.63	\$0.00	\$0.00	\$18,569.63
Total Gift Shop	\$568,980.00	\$24,640.00	\$0.00	\$18,569.63	\$24,640.00	\$0.00	\$18,569.63
Giraffe Feeding							
Giraffe Feeding Income	\$0.00	\$0.00	\$0.00	\$0.00	\$0.00	\$0.00	\$0.00
Giraffe Feeding Income-Education	\$582,000.00	\$23,201.00	\$0.00	\$26,131.00	\$23,201.00	\$0.00	\$26,131.00
Giraffe Feeding Income-Visitor Services	\$0.00	\$0.00	\$0.00	\$0.00	\$0.00	\$0.00	\$0.00
Total Giraffe Feeding	\$582,000.00	\$23,201.00	\$0.00	\$26,131.00	\$23,201.00	\$0.00	\$26,131.00
Grants/Fundraising							
Annual Fund	\$0.00	\$0.00	\$0.00	\$0.00	\$0.00	\$0.00	\$0.00
Conservation Income-Animal	\$0.00	\$0.00	\$0.00	\$0.00	\$0.00	\$0.00	\$0.00
Conservation Income-Development	\$0.00	\$0.00	\$0.00	\$558.73	\$0.00	\$0.00	\$558.73
Conservation Income-Education	\$0.00	\$0.00	\$0.00	\$0.00	\$0.00	\$0.00	\$0.00
Conservation Income-Veterinary	\$0.00	\$0.00	\$0.00	\$0.00	\$0.00	\$0.00	\$0.00
Conservation Income	\$0.00	\$0.00	\$0.00	\$0.00	\$0.00	\$0.00	\$0.00
Donations	\$0.00	\$0.00	\$0.00	\$0.00	\$0.00	\$0.00	\$0.00
Donations-Marketing	\$0.00	\$0.00	\$0.00	\$0.00	\$0.00	\$0.00	\$0.00
Donations-Development	\$350,000.00	\$25,000.00	\$0.00	\$13,101.79	\$25,000.00	\$0.00	\$13,101.79
Donations-Special Events	\$0.00	\$0.00	\$0.00	\$0.00	\$0.00	\$0.00	\$0.00
Donations-Education	\$3,000.00	\$250.00	\$0.00	\$75.00	\$250.00	\$0.00	\$75.00
Donations-Volunteer	\$0.00	\$0.00	\$0.00	\$0.00	\$0.00	\$0.00	\$0.00
In-Kind Contributions	\$0.00	\$0.00	\$0.00	\$0.00	\$0.00	\$0.00	\$0.00
In-Kind Contributions-Development	\$0.00	\$0.00	\$0.00	\$0.00	\$0.00	\$0.00	\$0.00
In-Kind Contributions - Volunteer	\$0.00	\$0.00	\$0.00	\$0.00	\$0.00	\$0.00	\$0.00

Fresno's Chaffee Zoo Corporation
Income Statement
January 2019

	2019 Budget	Jan Budget	Jan Measure Z	Jan Actual	YTD Budget	YTD Measure Z	YTD Actual
New Sea Lion Exhibit Fundraising Income	\$0.00	\$0.00	\$0.00	\$0.00	\$0.00	\$0.00	\$0.00
Annual Fund-Res	\$0.00	\$0.00	\$0.00	\$0.00	\$0.00	\$0.00	\$0.00
Conservation Income-Res-Development	\$0.00	\$0.00	\$0.00	\$0.00	\$0.00	\$0.00	\$0.00
Conservation Income-Res-Veterinary	\$0.00	\$0.00	\$0.00	\$0.00	\$0.00	\$0.00	\$0.00
Donations-Res	\$0.00	\$0.00	\$0.00	\$0.00	\$0.00	\$0.00	\$0.00
Donations-Res-Marketing	\$0.00	\$0.00	\$0.00	\$0.00	\$0.00	\$0.00	\$0.00
Donations-Res-Development	\$0.00	\$0.00	\$0.00	\$13,475.14	\$0.00	\$0.00	\$13,475.14
Donations-Res-Education	\$0.00	\$0.00	\$0.00	\$0.00	\$0.00	\$0.00	\$0.00
Donations-Res-Veterinary	\$0.00	\$0.00	\$0.00	\$0.00	\$0.00	\$0.00	\$0.00
In-Kind Contributions-Res	\$0.00	\$0.00	\$0.00	\$0.00	\$0.00	\$0.00	\$0.00
New Sea Lion Exhibit Fundraising Income	\$0.00	\$0.00	\$0.00	\$0.00	\$0.00	\$0.00	\$0.00
Donations-Perm	\$0.00	\$0.00	\$0.00	\$0.00	\$0.00	\$0.00	\$0.00
Donations-Perm-Education	\$0.00	\$0.00	\$0.00	\$0.00	\$0.00	\$0.00	\$0.00
Docent Education Fund-Perm	\$0.00	\$0.00	\$0.00	\$0.00	\$0.00	\$0.00	\$0.00
Sponsorships	\$0.00	\$0.00	\$0.00	\$0.00	\$0.00	\$0.00	\$0.00
Sponsorships-Development	\$100,000.00	\$0.00	\$0.00	\$0.00	\$0.00	\$0.00	\$0.00
Sponsorships-Res	\$0.00	\$0.00	\$0.00	\$0.00	\$0.00	\$0.00	\$0.00
Sponsorships-Res-Development	\$0.00	\$0.00	\$0.00	\$0.00	\$0.00	\$0.00	\$0.00
Pay Loader Kiddie Ride-Development	\$0.00	\$0.00	\$0.00	\$0.00	\$0.00	\$0.00	\$0.00
Pay Loader Ride-Africa-Res-Development	\$0.00	\$0.00	\$0.00	\$0.00	\$0.00	\$0.00	\$0.00
Total Grants/Fundraising	\$453,000.00	\$25,250.00	\$0.00	\$27,210.66	\$25,250.00	\$0.00	\$27,210.66
Group Event/Facility Rental							
Facility Rental	\$0.00	\$0.00	\$0.00	\$0.00	\$0.00	\$0.00	\$0.00
Facility Rental-Special Events	\$573,000.00	\$17,000.00	\$0.00	\$10,773.04	\$17,000.00	\$0.00	\$10,773.04
Total Group Event/Facility Rental	\$573,000.00	\$17,000.00	\$0.00	\$10,773.04	\$17,000.00	\$0.00	\$10,773.04
Membership							
Corporate Membership	\$0.00	\$0.00	\$0.00	\$0.00	\$0.00	\$0.00	\$0.00
Membership Income	\$0.00	\$0.00	\$0.00	\$0.00	\$0.00	\$0.00	\$0.00
Membership Income-Membership	\$1,616,351.00	\$102,266.00	\$0.00	\$104,463.70	\$102,266.00	\$0.00	\$104,463.70

Fresno's Chaffee Zoo Corporation
Income Statement
January 2019

	2019 Budget	Jan Budget	Jan Measure Z	Jan Actual	YTD Budget	YTD Measure Z	YTD Actual
Membership Income-Special Exhibit	\$100,000.00	\$0.00	\$0.00	\$0.00	\$0.00	\$0.00	\$0.00
Total Membership	\$1,716,351.00	\$102,266.00	\$0.00	\$104,463.70	\$102,266.00	\$0.00	\$104,463.70
Special Events							
Boutique Sales	\$0.00	\$0.00	\$0.00	\$0.00	\$0.00	\$0.00	\$0.00
Corporate Tent Income	\$0.00	\$0.00	\$0.00	\$0.00	\$0.00	\$0.00	\$0.00
Exhibitor Booth Income	\$0.00	\$0.00	\$0.00	\$0.00	\$0.00	\$0.00	\$0.00
Exhibitor Booth Income-Special Events	\$0.00	\$0.00	\$0.00	\$0.00	\$0.00	\$0.00	\$0.00
Raffle Ticket Income	\$0.00	\$0.00	\$0.00	\$0.00	\$0.00	\$0.00	\$0.00
Raffle Ticket Income-Special Events	\$0.00	\$0.00	\$0.00	\$0.00	\$0.00	\$0.00	\$0.00
Santa Photo-Special Events	\$0.00	\$0.00	\$0.00	\$0.00	\$0.00	\$0.00	\$0.00
Script Sales	\$0.00	\$0.00	\$0.00	\$0.00	\$0.00	\$0.00	\$0.00
Script Sales-Special Events	\$2,000.00	\$0.00	\$0.00	\$0.00	\$0.00	\$0.00	\$0.00
Auction Income	\$0.00	\$0.00	\$0.00	\$0.00	\$0.00	\$0.00	\$0.00
Auction Income-Special Events	\$20,000.00	\$0.00	\$0.00	\$0.00	\$0.00	\$0.00	\$0.00
Special Event Income	\$0.00	\$0.00	\$0.00	\$0.00	\$0.00	\$0.00	\$0.00
Special Event Income-Special Events	\$647,561.00	\$0.00	\$0.00	(\$413.00)	\$0.00	\$0.00	(\$413.00)
Special Event Income-Special Exhibit	\$25,000.00	\$0.00	\$0.00	\$0.00	\$0.00	\$0.00	\$0.00
ZooLights 3D Glasses Income-Special Ev	\$7,000.00	\$0.00	\$0.00	\$0.00	\$0.00	\$0.00	\$0.00
Special Event Income-Res	\$0.00	\$0.00	\$0.00	\$0.00	\$0.00	\$0.00	\$0.00
Sponsorships-Special Events	\$87,052.00	\$0.00	\$0.00	\$0.00	\$0.00	\$0.00	\$0.00
Sponsorships-Education	\$0.00	\$0.00	\$0.00	\$0.00	\$0.00	\$0.00	\$0.00
Sponsorships-Res-Special Events	\$0.00	\$0.00	\$0.00	\$0.00	\$0.00	\$0.00	\$0.00
Sponsorships-Res-Education	\$0.00	\$0.00	\$0.00	\$0.00	\$0.00	\$0.00	\$0.00
Total Special Events	\$788,613.00	\$0.00	\$0.00	(\$413.00)	\$0.00	\$0.00	(\$413.00)
Stingray Exhibit							
Stingray Admissions	\$0.00	\$0.00	\$0.00	\$0.00	\$0.00	\$0.00	\$0.00
Stingray Admissions-Education	\$262,000.00	\$12,000.00	\$0.00	\$9,456.00	\$12,000.00	\$0.00	\$9,456.00
Stingray Admissions-Visitor Services	\$0.00	\$0.00	\$0.00	\$0.00	\$0.00	\$0.00	\$0.00
Stingray Feeding Income	\$0.00	\$0.00	\$0.00	\$0.00	\$0.00	\$0.00	\$0.00

Fresno's Chaffee Zoo Corporation
Income Statement
January 2019

	2019 Budget	Jan Budget	Jan Measure Z	Jan Actual	YTD Budget	YTD Measure Z	YTD Actual
Stingray Feeding Income-Education	\$33,500.00	\$1,500.00	\$0.00	\$1,392.00	\$1,500.00	\$0.00	\$1,392.00
Stingray Feeding Income-Visitor Services	\$0.00	\$0.00	\$0.00	\$0.00	\$0.00	\$0.00	\$0.00
Total Stingray Exhibit	\$295,500.00	\$13,500.00	\$0.00	\$10,848.00	\$13,500.00	\$0.00	\$10,848.00
Other							
Biofacts	\$0.00	\$0.00	\$0.00	\$0.00	\$0.00	\$0.00	\$0.00
Elephant Painting Income	\$0.00	\$0.00	\$0.00	\$0.00	\$0.00	\$0.00	\$0.00
Enrichment Income	\$0.00	\$0.00	\$0.00	\$0.00	\$0.00	\$0.00	\$0.00
Fundraising Pins Income-Development	\$0.00	\$0.00	\$0.00	\$0.00	\$0.00	\$0.00	\$0.00
Orang Research Income	\$0.00	\$0.00	\$0.00	\$0.00	\$0.00	\$0.00	\$0.00
Photography Lab Income	\$0.00	\$0.00	\$0.00	\$0.00	\$0.00	\$0.00	\$0.00
Poster Income-Development	\$0.00	\$0.00	\$0.00	\$0.00	\$0.00	\$0.00	\$0.00
Sales of Animals	\$0.00	\$0.00	\$0.00	\$0.00	\$0.00	\$0.00	\$0.00
Sales of Animals-Animals	\$0.00	\$0.00	\$0.00	\$0.00	\$0.00	\$0.00	\$0.00
Special Project Income	\$0.00	\$0.00	\$0.00	\$0.00	\$0.00	\$0.00	\$0.00
Zoo Career Workshop Income	\$0.00	\$0.00	\$0.00	\$0.00	\$0.00	\$0.00	\$0.00
Interfund Transfer	\$0.00	\$0.00	\$0.00	\$0.00	\$0.00	\$0.00	\$0.00
Net Assets Released from Restrictions	\$0.00	\$0.00	\$0.00	\$0.00	\$0.00	\$0.00	\$0.00
Enrichment Income-Res-Development	\$0.00	\$0.00	\$0.00	\$3,335.00	\$0.00	\$0.00	\$3,335.00
Fundraising Pins Income-Res-Development	\$0.00	\$0.00	\$0.00	\$0.00	\$0.00	\$0.00	\$0.00
Orang Research Income-Res	\$0.00	\$0.00	\$0.00	\$0.00	\$0.00	\$0.00	\$0.00
Special Project Income-Res	\$0.00	\$0.00	\$0.00	\$0.00	\$0.00	\$0.00	\$0.00
Interfund Transfer-Res	\$0.00	\$0.00	\$0.00	\$0.00	\$0.00	\$0.00	\$0.00
Net Assets Released from Restrictions-Res	\$0.00	\$0.00	\$0.00	\$0.00	\$0.00	\$0.00	\$0.00
Interfund Transfer-Perm	\$0.00	\$0.00	\$0.00	\$0.00	\$0.00	\$0.00	\$0.00
Net Assets Released from Restrictions-Perm	\$0.00	\$0.00	\$0.00	\$0.00	\$0.00	\$0.00	\$0.00
Miscellaneous Income	\$1,300.00	\$0.00	\$0.00	\$0.00	\$0.00	\$0.00	\$0.00
Miscellaneous Income-Visitor Services	\$0.00	\$0.00	\$0.00	\$0.00	\$0.00	\$0.00	\$0.00
Miscellaneous Income-Human Resource	\$0.00	\$0.00	\$0.00	\$0.50	\$0.00	\$0.00	\$0.50
Miscellaneous Income-Restricted	\$0.00	\$0.00	\$0.00	\$0.00	\$0.00	\$0.00	\$0.00
Airbrush Tattoo Income	\$0.00	\$0.00	\$0.00	\$0.00	\$0.00	\$0.00	\$0.00

Fresno's Chaffee Zoo Corporation
Income Statement
January 2019

	2019 Budget	Jan Budget	Jan Measure Z	Jan Actual	YTD Budget	YTD Measure Z	YTD Actual
ATM Income	\$0.00	\$0.00	\$0.00	\$67.00	\$0.00	\$0.00	\$67.00
ATM Income-Administration	\$0.00	\$0.00	\$0.00	\$0.00	\$0.00	\$0.00	\$0.00
Parking Passes	\$0.00	\$0.00	\$0.00	\$0.00	\$0.00	\$0.00	\$0.00
Penny Press Income	\$0.00	\$0.00	\$0.00	\$399.00	\$0.00	\$0.00	\$399.00
Penny Press Income-Administration	\$0.00	\$0.00	\$0.00	\$0.00	\$0.00	\$0.00	\$0.00
Photo Machine Income	\$0.00	\$0.00	\$0.00	\$462.59	\$0.00	\$0.00	\$462.59
Photo Machine Income-Administration	\$0.00	\$0.00	\$0.00	\$0.00	\$0.00	\$0.00	\$0.00
Photo/Video Income-Marketing	\$0.00	\$0.00	\$0.00	\$0.00	\$0.00	\$0.00	\$0.00
Zoo Book Sales	\$0.00	\$0.00	\$0.00	\$0.00	\$0.00	\$0.00	\$0.00
Zoo Key Sales	\$0.00	\$0.00	\$0.00	\$0.00	\$0.00	\$0.00	\$0.00
Pay Loader Kiddie Ride	\$0.00	\$0.00	\$0.00	\$0.00	\$0.00	\$0.00	\$0.00
Vending Commission-Administration	\$0.00	\$0.00	\$0.00	\$301.74	\$0.00	\$0.00	\$301.74
Camel Rides							
Camel Rides	\$0.00	\$0.00	\$0.00	\$0.00	\$0.00	\$0.00	\$0.00
Total Camel Rides	\$0.00	\$0.00	\$0.00	\$0.00	\$0.00	\$0.00	\$0.00
Stroller/Wheelchair Rental							
Stroller/Wheelchair Rental Income	\$0.00	\$0.00	\$0.00	\$0.00	\$0.00	\$0.00	\$0.00
Total Stroller/Wheelchair Rental	\$0.00	\$0.00	\$0.00	\$0.00	\$0.00	\$0.00	\$0.00
Total Other	\$1,300.00	\$0.00	\$0.00	\$4,565.83	\$0.00	\$0.00	\$4,565.83
Total Self-Generated Revenue	\$11,476,895.00	\$493,326.00	\$0.00	\$475,010.18	\$493,326.00	\$0.00	\$475,010.18
TOTAL REVENUE	\$11,476,895.00	\$493,326.00	\$0.00	\$475,010.18	\$493,326.00	\$0.00	\$475,010.18
EXPENSES							
Personnel Expenses							
Administration							
Benefits-General	\$0.00	\$0.00	\$0.00	\$0.00	\$0.00	\$0.00	\$0.00
Benefits-Administration	\$115,152.86	\$9,596.09	\$0.00	\$8,038.80	\$9,596.09	\$0.00	\$8,038.80

Fresno's Chaffee Zoo Corporation
Income Statement
January 2019

	2019 Budget	Jan Budget	Jan Measure Z	Jan Actual	YTD Budget	YTD Measure Z	YTD Actual
Benefits-Information Technology	\$7,544.06	\$628.69	\$0.00	\$1,548.98	\$628.69	\$0.00	\$1,548.98
Benefits-Human Resources	\$32,514.63	\$2,709.58	\$0.00	\$2,696.42	\$2,709.58	\$0.00	\$2,696.42
Payroll Taxes	\$0.00	\$0.00	\$0.00	\$0.00	\$0.00	\$0.00	\$0.00
Payroll Taxes-Administration	\$56,923.61	\$4,378.73	\$0.00	\$3,979.17	\$4,378.73	\$0.00	\$3,979.17
Payroll Taxes-Information Technology	\$5,861.63	\$450.89	\$0.00	\$396.84	\$450.89	\$0.00	\$396.84
Payroll Taxes-Human Resources	\$14,358.96	\$1,104.50	\$0.00	\$980.83	\$1,104.50	\$0.00	\$980.83
Retirement Contribution-General	\$0.00	\$0.00	\$0.00	\$0.00	\$0.00	\$0.00	\$0.00
Retirement Contribution-Administration	\$20,699.49	\$1,592.26	\$0.00	\$1,584.63	\$1,592.26	\$0.00	\$1,584.63
Retirement Contribution-Information Technology	\$2,131.50	\$163.98	\$0.00	\$215.50	\$163.98	\$0.00	\$215.50
Retirement Contribution-Human Resources	\$5,221.44	\$401.65	\$0.00	\$509.77	\$401.65	\$0.00	\$509.77
Salaries-General	\$0.00	\$0.00	\$0.00	\$0.00	\$0.00	\$0.00	\$0.00
Salaries-Administration	\$698,780.99	\$53,752.41	\$0.00	\$52,142.35	\$53,752.41	\$0.00	\$52,142.35
Salaries-Information Technology	\$71,380.00	\$5,490.77	\$0.00	\$5,384.62	\$5,490.77	\$0.00	\$5,384.62
Salaries-Human Resources	\$177,068.13	\$13,620.60	\$0.00	\$13,378.99	\$13,620.60	\$0.00	\$13,378.99
Workers Comp-General	\$0.00	\$0.00	\$0.00	\$0.00	\$0.00	\$0.00	\$0.00
Workers Comp-Administration	\$3,276.17	\$252.03	\$0.00	(\$518.87)	\$252.03	\$0.00	(\$518.87)
Workers Comp-Information Technology	\$337.36	\$25.95	\$0.00	\$56.33	\$25.95	\$0.00	\$56.33
Workers Comp-Human Resources	\$826.41	\$63.56	\$0.00	\$139.57	\$63.56	\$0.00	\$139.57
Total Administration	\$1,212,077.24	\$94,231.69	\$0.00	\$90,533.93	\$94,231.69	\$0.00	\$90,533.93
Animal							
Benefits-Animal	\$504,617.48	\$42,051.42	44/ \$41,691.14	\$41,691.14	\$42,051.42	\$41,691.14	\$41,691.14
Payroll Taxes-Animal	\$204,232.77	\$15,710.24	45/ \$14,399.60	\$14,399.60	\$15,710.24	\$14,399.60	\$14,399.60
Retirement Contribution-Animal	\$63,295.74	\$4,868.94	46/ \$4,951.72	\$4,951.72	\$4,868.94	\$4,951.72	\$4,951.72
Salaries-Animal	\$2,503,314.49	\$192,562.68	47/ \$189,353.53	\$189,353.53	\$192,562.68	\$189,353.53	\$189,353.53
Workers Comp-Animal	\$145,690.53	\$11,206.99	48/ \$27,692.20	\$27,692.20	\$11,206.99	\$27,692.20	\$27,692.20
Total Animal	\$3,421,151.01	\$266,400.27	\$278,088.19	2/ \$278,088.19	\$266,400.27	\$278,088.19	\$278,088.19
Education							
Benefits-Education	\$98,004.93	\$8,167.05	\$0.00	\$9,105.66	\$8,167.05	\$0.00	\$9,105.66
Benefits-Volunteer	\$0.00	\$0.00	\$0.00	\$0.00	\$0.00	\$0.00	\$0.00

Fresno's Chaffee Zoo Corporation
Income Statement
January 2019

	2019 Budget	Jan Budget	Jan Measure Z	Jan Actual	YTD Budget	YTD Measure Z	YTD Actual
Payroll Taxes-Education	\$68,868.70	\$5,297.61	\$0.00	\$4,650.71	\$5,297.61	\$0.00	\$4,650.71
Payroll Taxes-Volunteer	\$0.00	\$0.00	\$0.00	\$0.00	\$0.00	\$0.00	\$0.00
Retirement Contribution-Education	\$15,794.38	\$1,214.95	\$0.00	\$620.30	\$1,214.95	\$0.00	\$620.30
Salaries-Education	\$725,915.83	\$54,943.51	\$0.00	\$60,979.52	\$54,943.51	\$0.00	\$60,979.52
Salaries-Volunteer	\$0.00	\$0.00	\$0.00	\$0.00	\$0.00	\$0.00	\$0.00
Workers Comp-Education	\$44,629.00	\$3,433.04	\$0.00	\$7,784.88	\$3,433.04	\$0.00	\$7,784.88
Workers Comp-Volunteer	\$0.00	\$0.00	\$0.00	\$0.00	\$0.00	\$0.00	\$0.00
Total Education	<u>\$953,212.84</u>	<u>\$73,056.16</u>	<u>\$0.00</u>	<u>\$83,141.07</u>	<u>\$73,056.16</u>	<u>\$0.00</u>	<u>\$83,141.07</u>
Maintenance/Horticulture							
Benefits-Maintenance	\$121,092.02	\$10,091.02	\$0.00	\$7,386.61	\$10,091.02	\$0.00	\$7,386.61
Benefits-Horticulture	\$91,051.03	\$7,587.59	\$0.00	\$6,077.03	\$7,587.59	\$0.00	\$6,077.03
Payroll Taxes-Maintenance	\$39,055.55	\$3,004.30	\$0.00	\$2,497.87	\$3,004.30	\$0.00	\$2,497.87
Payroll Taxes-Horticulture	\$24,769.33	\$1,905.36	\$0.00	\$1,245.81	\$1,905.36	\$0.00	\$1,245.81
Retirement Contribution-Maintenance	\$13,771.17	\$1,059.32	\$0.00	\$522.21	\$1,059.32	\$0.00	\$522.21
Retirement Contribution-Horticulture	\$10,275.38	\$790.41	\$0.00	\$112.71	\$790.41	\$0.00	\$112.71
Salaries-Maintenance	\$501,075.46	\$38,544.23	\$0.00	\$32,651.50	\$38,544.23	\$0.00	\$32,651.50
Salaries-Horticulture	\$340,588.25	\$26,199.07	\$0.00	\$16,284.97	\$26,199.07	\$0.00	\$16,284.97
Workers Comp-Maintenance	\$26,438.27	\$2,033.74	\$0.00	\$4,924.20	\$2,033.74	\$0.00	\$4,924.20
Workers Comp-Horticulture	\$19,459.05	\$1,496.84	\$0.00	\$2,630.60	\$1,496.84	\$0.00	\$2,630.60
Total Maintenance/Horticulture	<u>\$1,187,575.51</u>	<u>\$92,711.88</u>	<u>\$0.00</u>	<u>\$74,333.51</u>	<u>\$92,711.88</u>	<u>\$0.00</u>	<u>\$74,333.51</u>
Mem/Dev/Marketing							
Benefits-Marketing	\$14,689.13	\$1,224.14	\$0.00	(\$301.66)	\$1,224.14	\$0.00	(\$301.66)
Benefits-Membership	\$20,847.24	\$1,737.27	\$0.00	\$856.17	\$1,737.27	\$0.00	\$856.17
Benefits-Development	\$19,714.64	\$1,642.85	\$0.00	\$1,748.85	\$1,642.85	\$0.00	\$1,748.85
Benefits-Special Event	\$57,518.78	\$4,793.25	\$0.00	\$4,502.97	\$4,793.25	\$0.00	\$4,502.97
Payroll Taxes-Marketing	\$11,971.56	\$920.89	\$0.00	\$692.18	\$920.89	\$0.00	\$692.18
Payroll Taxes-Membership	\$10,538.76	\$810.71	\$0.00	\$697.81	\$810.71	\$0.00	\$697.81
Payroll Taxes-Development	\$10,476.60	\$805.89	\$0.00	\$711.37	\$805.89	\$0.00	\$711.37
Payroll Taxes-Special Events	\$26,457.99	\$2,035.24	\$0.00	\$2,384.09	\$2,035.24	\$0.00	\$2,384.09

Fresno's Chaffee Zoo Corporation
Income Statement
January 2019

	2019 Budget	Jan Budget	Jan Measure Z	Jan Actual	YTD Budget	YTD Measure Z	YTD Actual
Retirement Contribution-Marketing	\$3,650.75	\$280.82	\$0.00	\$279.02	\$280.82	\$0.00	\$279.02
Retirement Contribution-Membership	\$3,397.63	\$261.35	\$0.00	\$275.06	\$261.35	\$0.00	\$275.06
Retirement Contribution-Development	\$3,809.67	\$293.06	\$0.00	\$408.73	\$293.06	\$0.00	\$408.73
Retirement Contribution-Special Event	\$7,447.59	\$572.89	\$0.00	\$178.46	\$572.89	\$0.00	\$178.46
Salaries-Marketing	\$144,112.46	\$11,085.61	\$0.00	\$9,047.90	\$11,085.61	\$0.00	\$9,047.90
Salaries-Membership	\$125,037.71	\$9,524.82	\$0.00	\$9,126.31	\$9,524.82	\$0.00	\$9,126.31
Salaries-Development	\$128,474.15	\$9,882.60	\$0.00	\$9,545.78	\$9,882.60	\$0.00	\$9,545.78
Salaries-Special Events	\$296,138.22	\$22,779.90	\$0.00	\$31,173.19	\$22,779.90	\$0.00	\$31,173.19
Workers Comp-Marketing	\$867.10	\$66.70	\$0.00	\$120.57	\$66.70	\$0.00	\$120.57
Workers Comp-Membership	\$689.66	\$53.05	\$0.00	\$89.28	\$53.05	\$0.00	\$89.28
Workers Comp-Development	\$780.94	\$60.09	\$0.00	\$128.46	\$60.09	\$0.00	\$128.46
Workers Comp-Special Events	\$22,145.42	\$1,703.53	\$0.00	\$3,376.82	\$1,703.53	\$0.00	\$3,376.82
Total Mem/Dev/Marketing	\$908,766.00	\$70,534.66	\$0.00	\$75,041.36	\$70,534.66	\$0.00	\$75,041.36
Operations							
Benefits-Operations	\$16,107.59	\$1,342.29	\$0.00	\$1,216.66	\$1,342.29	\$0.00	\$1,216.66
Payroll Taxes-Operations	\$7,302.70	\$561.71	\$0.00	\$449.84	\$561.71	\$0.00	\$449.84
Retirement Contribution-Operations	\$2,325.71	\$178.91	\$0.00	\$234.80	\$178.91	\$0.00	\$234.80
Salaries-Operations	\$78,873.68	\$6,067.17	\$0.00	\$5,869.98	\$6,067.17	\$0.00	\$5,869.98
Workers Comp-Operations	\$6,101.32	\$469.35	\$0.00	\$896.22	\$469.35	\$0.00	\$896.22
Total Operations	\$110,711.00	\$8,619.43	\$0.00	\$8,667.50	\$8,619.43	\$0.00	\$8,667.50
Veterinary							
Benefits-Veterinary	\$64,127.02	\$5,343.90	44/ \$5,106.13	\$5,106.13	\$5,343.90	\$5,106.13	\$5,106.13
Payroll Taxes-Veterinary	\$24,196.96	\$1,861.30	45/ \$1,684.87	\$1,684.87	\$1,861.30	\$1,684.87	\$1,684.87
Retirement Contribution-Veterinary	\$8,798.90	\$676.82	46/ \$512.86	\$512.86	\$676.82	\$512.86	\$512.86
Salaries-Veterinary	\$297,151.62	\$22,641.66	47/ \$22,171.21	\$22,171.21	\$22,641.66	\$22,171.21	\$22,171.21
Workers Comp-Veterinary	\$21,800.81	\$1,676.97	48/ \$3,378.66	\$3,378.66	\$1,676.97	\$3,378.66	\$3,378.66
Total Veterinary	\$416,075.31	\$32,200.65	\$32,853.73 2/	\$32,853.73	\$32,200.65	\$32,853.73	\$32,853.73

Visitor Services

Fresno's Chaffee Zoo Corporation
Income Statement
January 2019

	2019 Budget	Jan Budget	Jan Measure Z	Jan Actual	YTD Budget	YTD Measure Z	YTD Actual
Benefits-Security	\$49,847.37	\$4,153.92	\$0.00	\$3,930.05	\$4,153.92	\$0.00	\$3,930.05
Benefits-Visitor Services	\$57,061.51	\$4,755.08	\$0.00	\$3,367.86	\$4,755.08	\$0.00	\$3,367.86
Payroll Taxes-Security	\$24,467.76	\$1,882.10	\$0.00	\$1,623.98	\$1,882.10	\$0.00	\$1,623.98
Payroll Taxes-Visitor Services	\$40,167.28	\$3,089.79	\$0.00	\$2,420.63	\$3,089.79	\$0.00	\$2,420.63
Retirement Contribution-Security	\$8,076.90	\$621.30	\$0.00	\$216.70	\$621.30	\$0.00	\$216.70
Retirement Contribution-Visitor Services	\$7,310.00	\$562.30	\$0.00	\$238.24	\$562.30	\$0.00	\$238.24
Salaries-Security	\$326,900.85	\$25,146.21	\$0.00	\$21,244.44	\$25,146.21	\$0.00	\$21,244.44
Salaries-Visitor Services	\$424,736.64	\$32,672.05	\$0.00	\$31,708.19	\$32,672.05	\$0.00	\$31,708.19
Workers Comp-Security	\$19,635.31	\$1,510.40	\$0.00	\$3,172.20	\$1,510.40	\$0.00	\$3,172.20
Workers Comp-Visitor Services	\$23,819.85	\$1,832.27	\$0.00	\$4,961.88	\$1,832.27	\$0.00	\$4,961.88
Total	\$982,023.47	\$76,225.42	\$0.00	\$72,884.17	\$76,225.42	\$0.00	\$72,884.17
Total Personnel Expenses	\$9,191,592.38	\$713,980.16	\$310,941.92	\$715,543.46	\$713,980.16	\$310,941.92	\$715,543.46
Other Expenses							
Advertising							
Advertising	\$2,000.00	\$0.00	\$0.00	\$0.00	\$0.00	\$0.00	\$0.00
Advertising-Marketing	\$375,720.00	\$7,035.00	\$0.00	\$59,929.02	\$7,035.00	\$0.00	\$59,929.02
Advertising-Membership	\$0.00	\$0.00	\$0.00	\$0.00	\$0.00	\$0.00	\$0.00
Advertising-Development	\$0.00	\$0.00	\$0.00	\$0.00	\$0.00	\$0.00	\$0.00
Advertising-Education	\$9,000.00	\$750.00	\$0.00	\$0.00	\$750.00	\$0.00	\$0.00
Advertising-Visitor Services	\$0.00	\$0.00	\$0.00	\$0.00	\$0.00	\$0.00	\$0.00
Advertising-Administration	\$0.00	\$0.00	\$0.00	\$0.00	\$0.00	\$0.00	\$0.00
Advertising-Information Technology	\$0.00	\$0.00	\$0.00	\$0.00	\$0.00	\$0.00	\$0.00
Total Advertising	\$386,720.00	\$7,785.00	\$0.00	\$59,929.02	\$7,785.00	\$0.00	\$59,929.02
Animal Services							
Animal Acquisitions	\$0.00	\$0.00	\$0.00	\$0.00	\$0.00	\$0.00	\$0.00
Animal Acquisitions-Animal	\$10,000.00	\$0.00	\$0.00	\$0.00	\$0.00	\$0.00	\$0.00
Animal Acquisitions-Education	\$0.00	\$0.00	\$0.00	\$0.00	\$0.00	\$0.00	\$0.00
Animal Acquisitions-Birdshow	\$3,000.00	\$0.00	\$0.00	\$0.00	\$0.00	\$0.00	\$0.00
Animal Enrichments	\$0.00	\$0.00	\$0.00	\$0.00	\$0.00	\$0.00	\$0.00

Fresno's Chaffee Zoo Corporation
Income Statement
January 2019

	2019 Budget	Jan Budget	Jan Measure Z	Jan Actual	YTD Budget	YTD Measure Z	YTD Actual
Animal Enrichments-Animal	\$7,000.00	\$146.00	\$0.00	\$0.00	\$146.00	\$0.00	\$0.00
Animal Enrichments-Birdshow	\$2,000.00	\$166.66	\$0.00	\$0.00	\$166.66	\$0.00	\$0.00
Animal Feed	\$0.00	\$0.00	\$0.00	\$0.00	\$0.00	\$0.00	\$0.00
Animal Feed-Animal	\$400,000.00	\$28,337.00	\$22,543.99	\$22,543.99	\$28,337.00	\$22,543.99	\$22,543.99
Animal Feed-Education	\$20,000.00	\$1,666.74	\$0.00	\$2,069.06	\$1,666.74	\$0.00	\$2,069.06
Animal Feed-Birdshow	\$12,000.00	\$1,000.00	\$0.00	\$46.00	\$1,000.00	\$0.00	\$46.00
Animal Shipping (Only)	\$0.00	\$0.00	\$0.00	\$0.00	\$0.00	\$0.00	\$0.00
Animal Shipping-Animal	\$38,000.00	\$1,500.00	\$0.00	\$335.64	\$1,500.00	\$0.00	\$335.64
Animal Shipping-Birdshow	\$5,000.00	\$500.00	\$0.00	\$0.00	\$500.00	\$0.00	\$0.00
Antivenin	\$0.00	\$0.00	\$0.00	\$0.00	\$0.00	\$0.00	\$0.00
Antivenin-Animal	\$12,000.00	\$7,500.00	\$0.00	\$0.00	\$7,500.00	\$0.00	\$0.00
Total Animal Services	\$509,000.00	\$40,816.40	43/ \$22,543.99	2/ \$24,994.69	\$40,816.40	\$22,543.99	\$24,994.69
Community Support							
Community Support	\$0.00	\$0.00	\$0.00	\$0.00	\$0.00	\$0.00	\$0.00
Total	\$0.00	\$0.00	\$0.00	\$0.00	\$0.00	\$0.00	\$0.00
Computer/Software							
Computer Maint Agrmt	\$0.00	\$0.00	\$0.00	\$586.83	\$0.00	\$0.00	\$586.83
Computer Maint Agrmt-Maintenance	\$7,500.00	\$625.00	\$0.00	\$0.00	\$625.00	\$0.00	\$0.00
Computer Maint Agrmt-Animals	\$0.00	\$0.00	\$0.00	\$0.00	\$0.00	\$0.00	\$0.00
Computer Maint Agrmt-Marketing	\$0.00	\$0.00	\$0.00	\$0.00	\$0.00	\$0.00	\$0.00
Computer Maint Agrmt-Membership	\$0.00	\$0.00	\$0.00	\$221.55	\$0.00	\$0.00	\$221.55
Computer Maint Agrmt-Education	\$0.00	\$0.00	\$0.00	\$295.40	\$0.00	\$0.00	\$295.40
Computer Maint Agrmt-Volunteer	\$0.00	\$0.00	\$0.00	\$0.00	\$0.00	\$0.00	\$0.00
Computer Maint Agrmt-Security	\$1,795.00	\$1,795.00	\$0.00	\$0.00	\$1,795.00	\$0.00	\$0.00
Computer Maint Agrmt-Visitor Services	\$0.00	\$0.00	\$0.00	\$738.52	\$0.00	\$0.00	\$738.52
Computer Maint Agrmt-Administration	\$0.00	\$0.00	\$0.00	\$1,135.14	\$0.00	\$0.00	\$1,135.14
Computer Maint Agrmt-Information Tech	\$56,908.00	\$5,452.00	\$0.00	\$600.00	\$5,452.00	\$0.00	\$600.00
Computer Maint Agrmt-Human Resource	\$10,100.00	\$0.00	\$0.00	\$288.75	\$0.00	\$0.00	\$288.75
Computer Maint Agrmt-Finance	\$0.00	\$0.00	\$0.00	\$0.00	\$0.00	\$0.00	\$0.00

Fresno's Chaffee Zoo Corporation
Income Statement
January 2019

	2019 Budget	Jan Budget	Jan Measure Z	Jan Actual	YTD Budget	YTD Measure Z	YTD Actual
Computer Hardware	\$0.00	\$0.00	\$0.00	\$0.00	\$0.00	\$0.00	\$0.00
Computer Hardware-Maintenance	\$0.00	\$0.00	\$0.00	\$0.00	\$0.00	\$0.00	\$0.00
Computer Hardware-Horiculture	\$0.00	\$0.00	\$0.00	\$0.00	\$0.00	\$0.00	\$0.00
Computer Hardware-Animal	\$0.00	\$0.00	\$0.00	\$0.00	\$0.00	\$0.00	\$0.00
Computer Hardware-Marketing	\$0.00	\$0.00	\$0.00	\$0.00	\$0.00	\$0.00	\$0.00
Computer Hardware-Membership	\$0.00	\$0.00	\$0.00	\$0.00	\$0.00	\$0.00	\$0.00
Computer Hardware-Development	\$0.00	\$0.00	\$0.00	\$0.00	\$0.00	\$0.00	\$0.00
Computer Hardware-Education	\$0.00	\$0.00	\$0.00	\$0.00	\$0.00	\$0.00	\$0.00
Computer Hardware-Volunteer	\$0.00	\$0.00	\$0.00	\$0.00	\$0.00	\$0.00	\$0.00
Computer Hardware-Veterinary	\$0.00	\$0.00	\$0.00	\$0.00	\$0.00	\$0.00	\$0.00
Computer Hardware-Security	\$0.00	\$0.00	\$0.00	\$0.00	\$0.00	\$0.00	\$0.00
Computer Hardware-Visitor Services	\$240.00	\$240.00	\$0.00	\$0.00	\$240.00	\$0.00	\$0.00
Computer Hardware-Administration	\$0.00	\$0.00	\$0.00	\$0.00	\$0.00	\$0.00	\$0.00
Computer Hardware-Information Techno	\$8,000.00	\$250.00	\$0.00	\$3,257.18	\$250.00	\$0.00	\$3,257.18
Computer Hardware-Human Resources	\$0.00	\$0.00	\$0.00	\$0.00	\$0.00	\$0.00	\$0.00
Computer Hardware	\$0.00	\$0.00	\$0.00	\$0.00	\$0.00	\$0.00	\$0.00
Computer Software/Supplies	\$0.00	\$0.00	\$0.00	\$0.00	\$0.00	\$0.00	\$0.00
Computer Software/Supplies-Maintenan	\$0.00	\$0.00	\$0.00	\$0.00	\$0.00	\$0.00	\$0.00
Computer Software/Supplies-Horticultr	\$0.00	\$0.00	\$0.00	\$0.00	\$0.00	\$0.00	\$0.00
Computer Software/Supplies-Animal	\$0.00	\$0.00	\$0.00	\$0.00	\$0.00	\$0.00	\$0.00
Computer Software/Supplies-Marketing	\$0.00	\$0.00	\$0.00	\$0.00	\$0.00	\$0.00	\$0.00
Computer Software/Supplies-Membersh	\$0.00	\$0.00	\$0.00	\$0.00	\$0.00	\$0.00	\$0.00
Computer Software/Supplies-Developme	\$0.00	\$0.00	\$0.00	\$0.00	\$0.00	\$0.00	\$0.00
Computer Software/Supplies-Education	\$0.00	\$0.00	\$0.00	\$0.00	\$0.00	\$0.00	\$0.00
Computer Software/Supplies-Volunteer	\$700.00	\$0.00	\$0.00	\$0.00	\$0.00	\$0.00	\$0.00
Computer Software/Supplies-Veterinary	\$0.00	\$0.00	\$0.00	\$0.00	\$0.00	\$0.00	\$0.00
Computer Software/Supplies-Security	\$0.00	\$0.00	\$0.00	\$0.00	\$0.00	\$0.00	\$0.00
Computer Software/Supplies-Visitor Sen	\$500.00	\$500.00	\$0.00	\$0.00	\$500.00	\$0.00	\$0.00
Computer Software/Supplies-Administra	\$0.00	\$0.00	\$0.00	\$0.00	\$0.00	\$0.00	\$0.00
Computer Software/Supplies-Informatio	\$1,800.00	\$150.00	\$0.00	\$0.00	\$150.00	\$0.00	\$0.00
Computer Software/Supplies-Human Re:	\$0.00	\$0.00	\$0.00	\$0.00	\$0.00	\$0.00	\$0.00

Fresno's Chaffee Zoo Corporation
Income Statement
January 2019

	2019 Budget	Jan Budget	Jan Measure Z	Jan Actual	YTD Budget	YTD Measure Z	YTD Actual
Total Computer/Software	\$87,543.00	\$9,012.00	\$0.00	\$7,123.37	\$9,012.00	\$0.00	\$7,123.37
Conservation							
Conservation	\$0.00	\$0.00	\$0.00	\$0.00	\$0.00	\$0.00	\$0.00
Conservation-Animal	\$250,000.00	\$22,666.33	\$0.00	\$0.00	\$22,666.33	\$0.00	\$0.00
Conservation-Development	\$0.00	\$0.00	\$0.00	\$0.00	\$0.00	\$0.00	\$0.00
Conservation-Education	\$0.00	\$0.00	\$0.00	\$0.00	\$0.00	\$0.00	\$0.00
Total Conservation	\$250,000.00	\$22,666.33	\$0.00	\$0.00	\$22,666.33	\$0.00	\$0.00
Contracted Services							
Consultant Fees	\$31,175.00	\$2,500.00	\$0.00	\$0.00	\$2,500.00	\$0.00	\$0.00
Consultant Fees-Maintenance	\$0.00	\$0.00	\$0.00	\$0.00	\$0.00	\$0.00	\$0.00
Consultant Fees-Horticulture	\$5,000.00	\$0.00	\$0.00	\$0.00	\$0.00	\$0.00	\$0.00
Consultant Fees-Animal	\$8,000.00	\$0.00	\$0.00	\$0.00	\$0.00	\$0.00	\$0.00
Consultant Fees-Education	\$2,000.00	\$0.00	\$0.00	\$0.00	\$0.00	\$0.00	\$0.00
Consultant Fees-Veterinary	\$14,500.00	\$1,450.00	\$0.00	\$1,200.00	\$1,450.00	\$0.00	\$1,200.00
Consultant Fees-Security	\$0.00	\$0.00	\$0.00	\$0.00	\$0.00	\$0.00	\$0.00
Consultant Fees-Visitor Services	\$0.00	\$0.00	\$0.00	\$0.00	\$0.00	\$0.00	\$0.00
Consultant Fees-Administration	\$0.00	\$0.00	\$0.00	\$0.00	\$0.00	\$0.00	\$0.00
Consultant Fees-Human Resources	\$8,250.00	\$2,000.00	\$0.00	\$0.00	\$2,000.00	\$0.00	\$0.00
Consultant Fees-Capital Projects	\$0.00	\$0.00	\$0.00	\$0.00	\$0.00	\$0.00	\$0.00
Contracted Services	\$0.00	\$0.00	\$0.00	\$4,341.25	\$0.00	\$0.00	\$4,341.25
Contracted Services-Maintenance	\$18,000.00	\$1,500.00	\$0.00	\$1,062.95	\$1,500.00	\$0.00	\$1,062.95
Contracted Services-Horticulture	\$4,100.00	\$600.00	\$0.00	\$0.00	\$600.00	\$0.00	\$0.00
Contracted Services-Animal	\$10,256.00	\$558.00	\$0.00	\$912.11	\$558.00	\$0.00	\$912.11
Contracted Services-Marketing	\$75,900.00	\$4,000.00	\$0.00	\$213.55	\$4,000.00	\$0.00	\$213.55
Contracted Services-Membership	\$14,800.00	\$2,300.00	\$0.00	\$0.00	\$2,300.00	\$0.00	\$0.00
Contracted Services-Development	\$0.00	\$0.00	\$0.00	\$947.00	\$0.00	\$0.00	\$947.00
Contracted Services-Education	\$1,800.00	\$150.00	\$0.00	\$23.50	\$150.00	\$0.00	\$23.50
Contracted Services-Volunteer	\$0.00	\$0.00	\$0.00	\$0.00	\$0.00	\$0.00	\$0.00
Contracted Services-Veterinary	\$12,000.00	\$2,000.00	\$0.00	\$0.00	\$2,000.00	\$0.00	\$0.00

Fresno's Chaffee Zoo Corporation
Income Statement
January 2019

	2019 Budget	Jan Budget	Jan Measure Z	Jan Actual	YTD Budget	YTD Measure Z	YTD Actual
Contracted Services-Security	\$723.00	\$25.00	\$0.00	\$20.77	\$25.00	\$0.00	\$20.77
Contracted Services-Visitor Services	\$0.00	\$0.00	\$0.00	\$138,083.00	\$0.00	\$0.00	\$138,083.00
Contracted Services-Administration	\$1,860.00	\$155.00	\$0.00	\$26.77	\$155.00	\$0.00	\$26.77
Contracted Services-Information Techno	\$81,000.00	\$6,750.00	\$0.00	\$6,750.00	\$6,750.00	\$0.00	\$6,750.00
Contracted Services-Human Resources	\$0.00	\$0.00	\$0.00	\$0.00	\$0.00	\$0.00	\$0.00
Contracted Services-Capital Projects	\$0.00	\$0.00	\$0.00	\$0.00	\$0.00	\$0.00	\$0.00
Contracted Services-Operations	\$380.00	\$25.00	\$0.00	\$0.00	\$25.00	\$0.00	\$0.00
Security Services	\$0.00	\$0.00	\$0.00	\$0.00	\$0.00	\$0.00	\$0.00
Security Services-Maintenance	\$0.00	\$0.00	\$0.00	\$105.00	\$0.00	\$0.00	\$105.00
Security Services-Horticulture	\$0.00	\$0.00	\$0.00	\$0.00	\$0.00	\$0.00	\$0.00
Security Services-Animal	\$0.00	\$0.00	\$0.00	\$137.00	\$0.00	\$0.00	\$137.00
Security Services-Marketing	\$0.00	\$0.00	\$0.00	\$54.60	\$0.00	\$0.00	\$54.60
Security Services-Development	\$0.00	\$0.00	\$0.00	\$0.00	\$0.00	\$0.00	\$0.00
Security Services-Education	\$0.00	\$0.00	\$0.00	\$218.40	\$0.00	\$0.00	\$218.40
Security Services-Veterinary	\$150.00	\$150.00	\$0.00	\$126.00	\$150.00	\$0.00	\$126.00
Security Services-Security	\$16,600.00	\$0.00	\$0.00	\$0.00	\$0.00	\$0.00	\$0.00
Security Services-Visitor Services	\$0.00	\$0.00	\$0.00	\$432.00	\$0.00	\$0.00	\$432.00
Security Services-Administration	\$0.00	\$0.00	\$0.00	\$112.00	\$0.00	\$0.00	\$112.00
Total Contracted Services	\$306,494.00	\$24,163.00	\$0.00	\$154,765.90	\$24,163.00	\$0.00	\$154,765.90
Depreciation Expense							
Depreciation - Misc	\$540,000.00	\$45,000.00	\$0.00	\$0.00	\$45,000.00	\$0.00	\$0.00
Depreciation Land	\$0.00	\$0.00	\$0.00	\$0.00	\$0.00	\$0.00	\$0.00
Depreciation Grounds	\$0.00	\$0.00	\$0.00	\$0.00	\$0.00	\$0.00	\$0.00
Depreciation Exhibits	\$0.00	\$0.00	\$0.00	\$0.00	\$0.00	\$0.00	\$0.00
Depreciation Buildings and Structures	\$0.00	\$0.00	\$0.00	\$0.00	\$0.00	\$0.00	\$0.00
Depreciation Buildings and Structures-Ai	\$0.00	\$0.00	\$0.00	\$0.00	\$0.00	\$0.00	\$0.00
Depreciation Buildings and Structures-Ec	\$0.00	\$0.00	\$0.00	\$0.00	\$0.00	\$0.00	\$0.00
Depreciation Buildings and Structures-Vi	\$0.00	\$0.00	\$0.00	\$0.00	\$0.00	\$0.00	\$0.00
Depreciation Furniture	\$0.00	\$0.00	\$0.00	\$0.00	\$0.00	\$0.00	\$0.00
Depreciation Vehicles	\$0.00	\$0.00	\$0.00	\$0.00	\$0.00	\$0.00	\$0.00

Fresno's Chaffee Zoo Corporation
Income Statement
January 2019

	2019 Budget	Jan Budget	Jan Measure Z	Jan Actual	YTD Budget	YTD Measure Z	YTD Actual
Depreciation Vehicles-Administration	\$0.00	\$0.00	\$0.00	\$0.00	\$0.00	\$0.00	\$0.00
Depreciation Zoo Equipment	\$0.00	\$0.00	\$0.00	\$0.00	\$0.00	\$0.00	\$0.00
Depreciation Zoo Equipment-Animal	\$0.00	\$0.00	\$0.00	\$0.00	\$0.00	\$0.00	\$0.00
Depreciation Zoo Equipment-Special Eve	\$0.00	\$0.00	\$0.00	\$0.00	\$0.00	\$0.00	\$0.00
Depreciation Zoo Equipment-Education	\$0.00	\$0.00	\$0.00	\$0.00	\$0.00	\$0.00	\$0.00
Depreciation Zoo Equipment-Veterinary	\$0.00	\$0.00	\$0.00	\$0.00	\$0.00	\$0.00	\$0.00
Depreciation Zoo Equipment-Administra	\$0.00	\$0.00	\$0.00	\$0.00	\$0.00	\$0.00	\$0.00
Total Depreciation Expense	<u>\$540,000.00</u>	<u>\$45,000.00</u>	<u>\$0.00</u>	<u>\$0.00</u>	<u>\$45,000.00</u>	<u>\$0.00</u>	<u>\$0.00</u>
Dues							
Dues	\$40,100.00	\$2,250.00	\$0.00	\$4,532.04	\$2,250.00	\$0.00	\$4,532.04
Dues-Maintenance	\$0.00	\$0.00	\$0.00	\$0.00	\$0.00	\$0.00	\$0.00
Dues-Horticulture	\$500.00	\$0.00	\$0.00	\$0.00	\$0.00	\$0.00	\$0.00
Dues-Animal	\$4,265.00	\$0.00	\$0.00	\$0.00	\$0.00	\$0.00	\$0.00
Dues-Marketing	\$1,133.00	\$528.00	\$0.00	\$0.00	\$528.00	\$0.00	\$0.00
Dues-Membership	\$0.00	\$0.00	\$0.00	\$0.00	\$0.00	\$0.00	\$0.00
Dues-Development	\$0.00	\$0.00	\$0.00	\$0.00	\$0.00	\$0.00	\$0.00
Dues-Education	\$355.00	\$355.00	\$0.00	\$0.00	\$355.00	\$0.00	\$0.00
Dues-Volunteer	\$0.00	\$0.00	\$0.00	\$0.00	\$0.00	\$0.00	\$0.00
Dues-Veterinary	\$3,452.00	\$2,408.00	\$0.00	\$20.00	\$2,408.00	\$0.00	\$20.00
Dues-Security	\$0.00	\$0.00	\$0.00	\$0.00	\$0.00	\$0.00	\$0.00
Dues-Visitor Services	\$4,750.00	\$4,750.00	\$0.00	\$4,962.14	\$4,750.00	\$0.00	\$4,962.14
Dues-Administration	\$1,035.00	\$30.00	\$0.00	\$0.00	\$30.00	\$0.00	\$0.00
Dues-Human Resources	\$400.00	\$0.00	\$0.00	\$0.00	\$0.00	\$0.00	\$0.00
Dues-Operations	\$0.00	\$0.00	\$0.00	\$0.00	\$0.00	\$0.00	\$0.00
Total Dues	<u>\$55,990.00</u>	<u>\$10,321.00</u>	<u>\$0.00</u>	<u>\$9,514.18</u>	<u>\$10,321.00</u>	<u>\$0.00</u>	<u>\$9,514.18</u>
Event Expense							
Advertising-Special Events	\$9,800.00	\$42.00	\$0.00	\$0.00	\$42.00	\$0.00	\$0.00
Bank Charges-Events	\$0.00	\$0.00	\$0.00	\$3.95	\$0.00	\$0.00	\$3.95
Computer Maint Agrmt-Special Events	\$0.00	\$0.00	\$0.00	\$73.85	\$0.00	\$0.00	\$73.85

Fresno's Chaffee Zoo Corporation
Income Statement
January 2019

	2019 Budget	Jan Budget	Jan Measure Z	Jan Actual	YTD Budget	YTD Measure Z	YTD Actual
Computer Hardware-Special Events	\$0.00	\$0.00	\$0.00	\$0.00	\$0.00	\$0.00	\$0.00
Consultant Fees-Special Events	\$0.00	\$0.00	\$0.00	\$0.00	\$0.00	\$0.00	\$0.00
Contracted Services-Special Events	\$59,296.00	\$533.00	\$0.00	\$1,650.00	\$533.00	\$0.00	\$1,650.00
Credit Card Fees-Special Events	\$900.00	\$75.00	\$0.00	\$39.95	\$75.00	\$0.00	\$39.95
Dues-Special Events	\$120.00	\$120.00	\$0.00	\$0.00	\$120.00	\$0.00	\$0.00
Equipment Lease/Rental-Special Events	\$74,400.00	\$5,000.00	\$0.00	\$0.00	\$5,000.00	\$0.00	\$0.00
Equipment Maintenance-Special Events	\$3,500.00	\$291.00	\$0.00	\$0.00	\$291.00	\$0.00	\$0.00
Equipment Purchases-Special Events	\$24,000.00	\$667.00	\$0.00	\$0.00	\$667.00	\$0.00	\$0.00
Event Supplies-Special Events	\$61,680.00	\$914.00	\$0.00	\$64.68	\$914.00	\$0.00	\$64.68
Food/Catering-Special Events	\$277,338.00	\$21,107.00	\$0.00	\$5,130.37	\$21,107.00	\$0.00	\$5,130.37
Member Premiums-Special Events	\$0.00	\$0.00	\$0.00	\$0.00	\$0.00	\$0.00	\$0.00
Mileage-Toll-Parking-Special Events	\$1,299.00	\$91.00	\$0.00	\$32.54	\$91.00	\$0.00	\$32.54
Misc. Specialized Services-Special Events	\$0.00	\$0.00	\$0.00	\$0.00	\$0.00	\$0.00	\$0.00
Miscellaneous-Special Events	\$0.00	\$0.00	\$0.00	\$0.00	\$0.00	\$0.00	\$0.00
Office Furniture-Special Events	\$500.00	\$42.00	\$0.00	\$0.00	\$42.00	\$0.00	\$0.00
Office Supplies-Special Events	\$3,998.00	\$332.00	\$0.00	\$0.00	\$332.00	\$0.00	\$0.00
Postage-Special Events	\$22,745.00	\$8.00	\$0.00	\$8.30	\$8.00	\$0.00	\$8.30
Printing-Special Events	\$45,700.00	\$350.00	\$0.00	\$0.00	\$350.00	\$0.00	\$0.00
Employee Relations-Special Events	\$0.00	\$0.00	\$0.00	\$0.00	\$0.00	\$0.00	\$0.00
Repairs and Replacements-Special Event	\$1,900.00	\$125.00	\$0.00	\$0.00	\$125.00	\$0.00	\$0.00
Returned Checks From Patrons-Special E	\$0.00	\$0.00	\$0.00	\$0.00	\$0.00	\$0.00	\$0.00
Security Services-Special Events	\$18,050.00	\$333.00	\$0.00	\$55.00	\$333.00	\$0.00	\$55.00
Signage-Special Events	\$250.00	\$0.00	\$0.00	\$0.00	\$0.00	\$0.00	\$0.00
Staff Development-Conf/Travel-Special E	\$5,000.00	\$0.00	\$0.00	\$0.00	\$0.00	\$0.00	\$0.00
Staff Development-Training-Special Ever	\$0.00	\$0.00	\$0.00	\$0.00	\$0.00	\$0.00	\$0.00
Subscriptions/Publications-Special Event	\$0.00	\$0.00	\$0.00	\$0.00	\$0.00	\$0.00	\$0.00
Supplies-Special Events	\$7,000.00	\$124.00	\$0.00	\$0.00	\$124.00	\$0.00	\$0.00
Recognition Expense-Special Events	\$1,300.00	\$63.00	\$0.00	\$0.00	\$63.00	\$0.00	\$0.00
Sales Tax Expense-Special Events	\$0.00	\$0.00	\$0.00	\$0.00	\$0.00	\$0.00	\$0.00
Telephone-Special Events	\$900.00	\$75.00	\$0.00	\$25.00	\$75.00	\$0.00	\$25.00
Uniforms-Special Events	\$4,558.00	\$0.00	\$0.00	\$0.00	\$0.00	\$0.00	\$0.00

Fresno's Chaffee Zoo Corporation
Income Statement
January 2019

	2019 Budget	Jan Budget	Jan Measure Z	Jan Actual	YTD Budget	YTD Measure Z	YTD Actual
Vehicle Repair and Maintenance-Special	\$0.00	\$0.00	\$0.00	\$0.00	\$0.00	\$0.00	\$0.00
Volunteer Recognition-Special Events	\$0.00	\$0.00	\$0.00	\$0.00	\$0.00	\$0.00	\$0.00
Recruiting-Special Event	\$0.00	\$0.00	\$0.00	\$0.00	\$0.00	\$0.00	\$0.00
Total	\$624,234.00	\$30,292.00	\$0.00	\$7,083.64	\$30,292.00	\$0.00	\$7,083.64
Equipment							
Equipment Lease/Rental	\$0.00	\$0.00	\$0.00	\$0.00	\$0.00	\$0.00	\$0.00
Equipment Lease/Rental-Maintenance	\$68,200.00	\$7,000.00	\$0.00	\$2,376.41	\$7,000.00	\$0.00	\$2,376.41
Equipment Lease/Rental-Horticulture	\$8,000.00	\$0.00	\$0.00	\$0.00	\$0.00	\$0.00	\$0.00
Equipment Lease/Rental-Animal	\$3,300.00	\$550.00	\$0.00	\$0.00	\$550.00	\$0.00	\$0.00
Equipment Lease/Rental-Marketing	\$0.00	\$0.00	\$0.00	\$0.00	\$0.00	\$0.00	\$0.00
Equipment Lease/Rental-Membership	\$2,300.00	\$191.66	\$0.00	\$206.79	\$191.66	\$0.00	\$206.79
Equipment Lease/Rental-Development	\$9,580.00	\$500.00	\$0.00	\$491.50	\$500.00	\$0.00	\$491.50
Equipment Lease/Rental-Education	\$1,200.00	\$100.00	\$0.00	\$184.08	\$100.00	\$0.00	\$184.08
Equipment Lease/Rental-Veterinary	\$5,000.00	\$500.00	\$0.00	\$751.74	\$500.00	\$0.00	\$751.74
Equipment Lease/Rental-Security	\$0.00	\$0.00	\$0.00	\$0.00	\$0.00	\$0.00	\$0.00
Equipment Lease/Rental-Visitor Services	\$2,448.00	\$204.00	\$0.00	\$211.87	\$204.00	\$0.00	\$211.87
Equipment Lease/Rental-Administration	\$2,448.00	\$204.00	\$0.00	\$184.09	\$204.00	\$0.00	\$184.09
Equipment Lease/Rental-Capital Projects	\$0.00	\$0.00	\$0.00	\$0.00	\$0.00	\$0.00	\$0.00
Equipment Lease/Rental-Operations	\$609.00	\$50.75	\$0.00	\$0.00	\$50.75	\$0.00	\$0.00
Equipment Maintenance	\$0.00	\$0.00	\$0.00	\$0.00	\$0.00	\$0.00	\$0.00
Equipment Maintenance-Maintenance	\$21,300.00	\$1,400.00	\$0.00	\$71.00	\$1,400.00	\$0.00	\$71.00
Equipment Maintenance-Horticulture	\$3,000.00	\$0.00	\$0.00	\$0.00	\$0.00	\$0.00	\$0.00
Equipment Maintenance-Animal	\$3,000.00	\$0.00	\$0.00	\$6.15	\$0.00	\$0.00	\$6.15
Equipment Maintenance-Marketing	\$500.00	\$42.00	\$0.00	\$0.00	\$42.00	\$0.00	\$0.00
Equipment Maintenance-Membership	\$1,800.00	\$150.00	\$0.00	\$273.77	\$150.00	\$0.00	\$273.77
Equipment Maintenance-Development	\$0.00	\$0.00	\$0.00	\$0.00	\$0.00	\$0.00	\$0.00
Equipment Maintenance-Education	\$2,400.00	\$200.00	\$0.00	\$173.57	\$200.00	\$0.00	\$173.57
Equipment Maintenance-Veterinary	\$1,000.00	\$500.00	\$0.00	\$0.00	\$500.00	\$0.00	\$0.00
Equipment Maintenance-Security	\$0.00	\$0.00	\$0.00	\$0.00	\$0.00	\$0.00	\$0.00
Equipment Maintenance-Visitor Services	\$2,004.00	\$167.00	\$0.00	\$120.28	\$167.00	\$0.00	\$120.28

Fresno's Chaffee Zoo Corporation
Income Statement
January 2019

	2019 Budget	Jan Budget	Jan Measure Z	Jan Actual	YTD Budget	YTD Measure Z	YTD Actual
Equipment Maintenance-Administration	\$2,925.00	\$0.00	\$0.00	\$279.80	\$0.00	\$0.00	\$279.80
Equipment Maintenance-Operations	\$135.00	\$0.00	\$0.00	\$6.15	\$0.00	\$0.00	\$6.15
Equipment Purchases	\$0.00	\$0.00	\$0.00	\$0.00	\$0.00	\$0.00	\$0.00
Equipment Purchases-Maintenance	\$0.00	\$0.00	\$0.00	\$0.00	\$0.00	\$0.00	\$0.00
Equipment Purchases-Horticulture	\$0.00	\$0.00	\$0.00	\$0.00	\$0.00	\$0.00	\$0.00
Equipment Purchases-Animal	\$18,000.00	\$1,500.00	\$0.00	\$0.00	\$1,500.00	\$0.00	\$0.00
Equipment Purchases-Marketing	\$500.00	\$0.00	\$0.00	\$0.00	\$0.00	\$0.00	\$0.00
Equipment Purchases-Membership	\$0.00	\$0.00	\$0.00	\$0.00	\$0.00	\$0.00	\$0.00
Equipment Purchases-Development	\$0.00	\$0.00	\$0.00	\$0.00	\$0.00	\$0.00	\$0.00
Equipment Purchases-Education	\$3,600.00	\$300.00	\$0.00	\$0.00	\$300.00	\$0.00	\$0.00
Equipment Purchases-Veterinary	\$4,300.00	\$3,600.00	\$0.00	\$417.17	\$3,600.00	\$0.00	\$417.17
Equipment Purchases-Security	\$0.00	\$0.00	\$0.00	\$0.00	\$0.00	\$0.00	\$0.00
Equipment Purchases-Visitor Services	\$350.00	\$350.00	\$0.00	\$0.00	\$350.00	\$0.00	\$0.00
Equipment Purchases-Administration	\$360.00	\$30.00	\$0.00	\$0.00	\$30.00	\$0.00	\$0.00
Equipment Purchases-Operations	\$0.00	\$0.00	\$0.00	\$0.00	\$0.00	\$0.00	\$0.00
Trailer Rental-General	\$24,000.00	\$2,000.00	\$0.00	\$2,072.03	\$2,000.00	\$0.00	\$2,072.03
Total Equipment	\$192,259.00	\$19,539.41	\$0.00	\$7,826.40	\$19,539.41	\$0.00	\$7,826.40
Fleet							
Fuel Surcharge	\$0.00	\$0.00	\$0.00	\$0.00	\$0.00	\$0.00	\$0.00
Fuel Surcharge-Marketing	\$0.00	\$0.00	\$0.00	\$0.00	\$0.00	\$0.00	\$0.00
Gasoline/Motor Oil/Fuel	\$0.00	\$0.00	\$0.00	\$0.00	\$0.00	\$0.00	\$0.00
Gasoline/Motor Oil/Fuel-Maintenance	\$8,250.00	\$250.00	\$0.00	\$0.00	\$250.00	\$0.00	\$0.00
Gasoline/Motor Oil/Fuel-Horticulture	\$3,550.00	\$200.00	\$0.00	\$0.00	\$200.00	\$0.00	\$0.00
Gasoline/Motor Oil/Fuel-Animal	\$0.00	\$0.00	\$0.00	\$0.00	\$0.00	\$0.00	\$0.00
Gasoline/Motor Oil/Fuel-Education	\$3,996.00	\$333.00	\$0.00	\$0.00	\$333.00	\$0.00	\$0.00
Gasoline/Motor Oil/Fuel-Veterinary	\$0.00	\$0.00	\$0.00	\$0.00	\$0.00	\$0.00	\$0.00
Gasoline/Motor Oil/Fuel-Visitor Services	\$0.00	\$0.00	\$0.00	\$0.00	\$0.00	\$0.00	\$0.00
Vehicle Rental	\$0.00	\$0.00	\$0.00	\$0.00	\$0.00	\$0.00	\$0.00
Vehicle Rental-Maintenance	\$0.00	\$0.00	\$0.00	\$0.00	\$0.00	\$0.00	\$0.00
Vehicle Rental-Development	\$0.00	\$0.00	\$0.00	\$0.00	\$0.00	\$0.00	\$0.00

Fresno's Chaffee Zoo Corporation
Income Statement
January 2019

	2019 Budget	Jan Budget	Jan Measure Z	Jan Actual	YTD Budget	YTD Measure Z	YTD Actual
Vehicle Repair and Maintenance	\$0.00	\$0.00	\$0.00	\$0.00	\$0.00	\$0.00	\$0.00
Vehicle Repair and Maintenance-Mainten	\$2,200.00	\$0.00	\$0.00	\$140.86	\$0.00	\$0.00	\$140.86
Vehicle Repair and Maintenance-Horticu	\$0.00	\$0.00	\$0.00	\$0.00	\$0.00	\$0.00	\$0.00
Vehicle Repair and Maintenance-Animal	\$0.00	\$0.00	\$0.00	\$0.00	\$0.00	\$0.00	\$0.00
Vehicle Repair and Maintenance-Marketi	\$0.00	\$0.00	\$0.00	\$0.00	\$0.00	\$0.00	\$0.00
Vehicle Repair and Maintenance-Develo	\$0.00	\$0.00	\$0.00	\$0.00	\$0.00	\$0.00	\$0.00
Vehicle Repair and Maintenance-Educati	\$1,200.00	\$100.00	\$0.00	\$0.00	\$100.00	\$0.00	\$0.00
Vehicle Repair and Maintenance-Veterin	\$0.00	\$0.00	\$0.00	\$0.00	\$0.00	\$0.00	\$0.00
Vehicle Repair and Maintenance-Security	\$1,500.00	\$0.00	\$0.00	\$0.00	\$0.00	\$0.00	\$0.00
Vehicle Repair and Maintenance-Admini	\$0.00	\$0.00	\$0.00	\$0.00	\$0.00	\$0.00	\$0.00
Vehicle License & Registration	\$0.00	\$0.00	\$0.00	\$0.00	\$0.00	\$0.00	\$0.00
Vehicle License & Registration-Maintena	\$2,550.00	\$150.00	\$0.00	\$0.00	\$150.00	\$0.00	\$0.00
Vehicle	\$0.00	\$0.00	\$0.00	\$0.00	\$0.00	\$0.00	\$0.00
Total Fleet	\$23,246.00	\$1,033.00	\$0.00	\$140.86	\$1,033.00	\$0.00	\$140.86
Food/Catering							
Food/Catering	\$600.00	\$50.00	\$0.00	\$0.00	\$50.00	\$0.00	\$0.00
Food/Catering-Maintenance	\$0.00	\$0.00	\$0.00	\$0.00	\$0.00	\$0.00	\$0.00
Food/Catering-Horticulture	\$0.00	\$0.00	\$0.00	\$0.00	\$0.00	\$0.00	\$0.00
Food/Catering-Animal	\$0.00	\$0.00	\$0.00	\$0.00	\$0.00	\$0.00	\$0.00
Food/Catering-Marketing	\$1,800.00	\$150.00	\$0.00	\$0.00	\$150.00	\$0.00	\$0.00
Food/Catering-Membership	\$0.00	\$0.00	\$0.00	\$0.00	\$0.00	\$0.00	\$0.00
Food/Catering-Development	\$22,000.00	\$750.00	\$0.00	\$0.00	\$750.00	\$0.00	\$0.00
Food/Catering-Education	\$6,000.00	\$100.00	\$0.00	\$150.06	\$100.00	\$0.00	\$150.06
Food/Catering-Volunteer	\$3,200.00	\$100.00	\$0.00	\$0.00	\$100.00	\$0.00	\$0.00
Food/Catering-Veterinary	\$240.00	\$20.00	\$0.00	\$0.00	\$20.00	\$0.00	\$0.00
Food/Catering-Visitor Services	\$300.00	\$25.00	\$0.00	\$0.00	\$25.00	\$0.00	\$0.00
Food/Catering-Administration	\$1,000.00	\$83.33	\$0.00	\$158.29	\$83.33	\$0.00	\$158.29
Food/Catering-Human Resources	\$17,775.00	\$200.00	\$0.00	\$0.00	\$200.00	\$0.00	\$0.00
Food/Catering-Capital Projects	\$0.00	\$0.00	\$0.00	\$0.00	\$0.00	\$0.00	\$0.00
Total Food/Catering	\$52,915.00	\$1,478.33	\$0.00	\$308.35	\$1,478.33	\$0.00	\$308.35

Fresno's Chaffee Zoo Corporation
Income Statement
January 2019

	2019 Budget	Jan Budget	Jan Measure Z	Jan Actual	YTD Budget	YTD Measure Z	YTD Actual
Insurance							
Insurance-Other	\$0.00	\$0.00	\$0.00	\$0.00	\$0.00	\$0.00	\$0.00
Liability Insurance	\$198,000.00	\$16,500.00	\$0.00	\$2,957.17	\$16,500.00	\$0.00	\$2,957.17
Liability Insurance-Administration	\$0.00	\$0.00	\$0.00	\$0.00	\$0.00	\$0.00	\$0.00
Property Insurance	\$0.00	\$0.00	\$0.00	\$0.00	\$0.00	\$0.00	\$0.00
Property Insurance-Development	\$11,500.00	\$0.00	\$0.00	\$0.00	\$0.00	\$0.00	\$0.00
Total Insurance	\$209,500.00	\$16,500.00	\$0.00	\$2,957.17	\$16,500.00	\$0.00	\$2,957.17
Mileage, Toll, Parking							
Mileage-Toll-Parking	\$0.00	\$0.00	\$0.00	\$0.00	\$0.00	\$0.00	\$0.00
Mileage-Toll-Parking-Maintenance	\$100.00	\$25.00	\$0.00	\$0.00	\$25.00	\$0.00	\$0.00
Mileage-Toll-Parking-Horticulture	\$0.00	\$0.00	\$0.00	\$0.00	\$0.00	\$0.00	\$0.00
Mileage-Toll-Parking-Animal	\$100.00	\$100.00	\$0.00	\$0.00	\$100.00	\$0.00	\$0.00
Mileage-Toll-Parking-Marketing	\$1,200.00	\$100.00	\$0.00	\$0.00	\$100.00	\$0.00	\$0.00
Mileage-Toll-Parking-Membership	\$240.00	\$20.00	\$0.00	\$0.00	\$20.00	\$0.00	\$0.00
Mileage-Toll-Parking-Development	\$600.00	\$50.00	\$0.00	\$0.00	\$50.00	\$0.00	\$0.00
Mileage-Toll-Parking-Education	\$500.00	\$41.66	\$0.00	\$0.00	\$41.66	\$0.00	\$0.00
Mileage-Toll-Parking-Veterinary	\$50.00	\$50.00	\$0.00	\$0.00	\$50.00	\$0.00	\$0.00
Mileage-Toll-Parking-Security	\$0.00	\$0.00	\$0.00	\$0.00	\$0.00	\$0.00	\$0.00
Mileage-Toll-Parking-Administration	\$30.00	\$0.00	\$0.00	\$0.00	\$0.00	\$0.00	\$0.00
Mileage-Toll-Parking-Human Resources	\$0.00	\$0.00	\$0.00	\$0.00	\$0.00	\$0.00	\$0.00
Mileage-Toll-Parking-Operations	\$0.00	\$0.00	\$0.00	\$0.00	\$0.00	\$0.00	\$0.00
Total	\$2,820.00	\$386.66	\$0.00	\$0.00	\$386.66	\$0.00	\$0.00
Miscellaneous Business							
Courier Services	\$0.00	\$0.00	\$0.00	\$0.00	\$0.00	\$0.00	\$0.00
Courier Services-Veterinary	\$300.00	\$100.00	\$0.00	\$0.00	\$100.00	\$0.00	\$0.00
Courier Services-Visitor Services	\$5,800.00	\$300.00	\$0.00	\$308.34	\$300.00	\$0.00	\$308.34
Courier Services-Administration	\$0.00	\$0.00	\$0.00	\$0.00	\$0.00	\$0.00	\$0.00
Sales Tax Expense	\$0.00	\$0.00	\$0.00	\$0.00	\$0.00	\$0.00	\$0.00

Fresno's Chaffee Zoo Corporation
Income Statement
January 2019

	2019 Budget	Jan Budget	Jan Measure Z	Jan Actual	YTD Budget	YTD Measure Z	YTD Actual
Sales Tax Expense-Maintenance	\$0.00	\$0.00	\$0.00	\$0.00	\$0.00	\$0.00	\$0.00
Sales Tax Expense-Horticulture	\$0.00	\$0.00	\$0.00	\$0.00	\$0.00	\$0.00	\$0.00
Sales Tax Expense-Animal	\$0.00	\$0.00	\$0.00	\$0.00	\$0.00	\$0.00	\$0.00
Sales Tax Expense-Marketing	\$0.00	\$0.00	\$0.00	\$0.00	\$0.00	\$0.00	\$0.00
Sales Tax Expense-Membership	\$0.00	\$0.00	\$0.00	\$0.00	\$0.00	\$0.00	\$0.00
Sales Tax Expense-Development	\$0.00	\$0.00	\$0.00	\$0.00	\$0.00	\$0.00	\$0.00
Sales Tax Expense-Education	\$0.00	\$0.00	\$0.00	\$0.00	\$0.00	\$0.00	\$0.00
Sales Tax Expense-Volunteer	\$0.00	\$0.00	\$0.00	\$0.00	\$0.00	\$0.00	\$0.00
Sales Tax Expense-Veterinary	\$0.00	\$0.00	\$0.00	\$0.00	\$0.00	\$0.00	\$0.00
Sales Tax Expense-Security	\$0.00	\$0.00	\$0.00	\$0.00	\$0.00	\$0.00	\$0.00
Sales Tax Expense-Visitor Services	\$0.00	\$0.00	\$0.00	\$0.00	\$0.00	\$0.00	\$0.00
Sales Tax Expense-Administration	\$0.00	\$0.00	\$0.00	\$0.00	\$0.00	\$0.00	\$0.00
Trip Expense	\$0.00	\$0.00	\$0.00	\$0.00	\$0.00	\$0.00	\$0.00
Trip Expense-Animal	\$0.00	\$0.00	\$0.00	\$0.00	\$0.00	\$0.00	\$0.00
Trip Expense-Education	\$0.00	\$0.00	\$0.00	\$0.00	\$0.00	\$0.00	\$0.00
Trip Expense-Veterinary	\$0.00	\$0.00	\$0.00	\$0.00	\$0.00	\$0.00	\$0.00
Reference Materials	\$0.00	\$0.00	\$0.00	\$0.00	\$0.00	\$0.00	\$0.00
Reference Materials-Maintenance	\$0.00	\$0.00	\$0.00	\$0.00	\$0.00	\$0.00	\$0.00
Reference Materials-Horticulture	\$0.00	\$0.00	\$0.00	\$0.00	\$0.00	\$0.00	\$0.00
Reference Materials-Animal	\$0.00	\$0.00	\$0.00	\$0.00	\$0.00	\$0.00	\$0.00
Reference Materials-Education	\$1,800.00	\$150.00	\$0.00	\$0.00	\$150.00	\$0.00	\$0.00
Reference Materials-Volunteer	\$0.00	\$0.00	\$0.00	\$0.00	\$0.00	\$0.00	\$0.00
Reference Materials-Veterinary	\$400.00	\$100.00	\$0.00	\$0.00	\$100.00	\$0.00	\$0.00
Reference Materials-Security	\$0.00	\$0.00	\$0.00	\$0.00	\$0.00	\$0.00	\$0.00
Reference Materials-Administration	\$0.00	\$0.00	\$0.00	\$0.00	\$0.00	\$0.00	\$0.00
Reference Materials-Information Techno	\$300.00	\$25.00	\$0.00	\$0.00	\$25.00	\$0.00	\$0.00
Reference Materials-Human Resources	\$200.00	\$0.00	\$0.00	\$0.00	\$0.00	\$0.00	\$0.00
Subscriptions/Publications	\$0.00	\$0.00	\$0.00	\$0.00	\$0.00	\$0.00	\$0.00
Subscriptions/Publications-Maintenance	\$0.00	\$0.00	\$0.00	\$0.00	\$0.00	\$0.00	\$0.00
Subscriptions/Publications-Horticulture	\$0.00	\$0.00	\$0.00	\$0.00	\$0.00	\$0.00	\$0.00
Subscriptions/Publications-Animal	\$200.00	\$200.00	\$0.00	\$0.00	\$200.00	\$0.00	\$0.00

Fresno's Chaffee Zoo Corporation
Income Statement
January 2019

	2019 Budget	Jan Budget	Jan Measure Z	Jan Actual	YTD Budget	YTD Measure Z	YTD Actual
Subscriptions/Publications-Marketing	\$100.00	\$0.00	\$0.00	\$0.00	\$0.00	\$0.00	\$0.00
Subscriptions/Publications-Development	\$0.00	\$0.00	\$0.00	\$0.00	\$0.00	\$0.00	\$0.00
Subscriptions/Publications-Administratic	\$0.00	\$0.00	\$0.00	\$0.00	\$0.00	\$0.00	\$0.00
Subscriptions/Publications-Human Resoi	\$0.00	\$0.00	\$0.00	\$0.00	\$0.00	\$0.00	\$0.00
Director Discretionary	\$9,000.00	\$750.00	\$0.00	\$0.00	\$750.00	\$0.00	\$0.00
Director Discretionary-Animal	\$0.00	\$0.00	\$0.00	\$0.00	\$0.00	\$0.00	\$0.00
Director Discretionary-Marketing	\$0.00	\$0.00	\$0.00	\$0.00	\$0.00	\$0.00	\$0.00
Director Discretionary-Administration	\$0.00	\$0.00	\$0.00	\$0.00	\$0.00	\$0.00	\$0.00
Employee Relations	\$0.00	\$0.00	\$0.00	\$0.00	\$0.00	\$0.00	\$0.00
Employee Relations-Animal	\$0.00	\$0.00	\$0.00	\$0.00	\$0.00	\$0.00	\$0.00
Employee Relations-Development	\$0.00	\$0.00	\$0.00	\$0.00	\$0.00	\$0.00	\$0.00
Employee Relations-Education	\$0.00	\$0.00	\$0.00	\$0.00	\$0.00	\$0.00	\$0.00
Employee Relations-Security	\$0.00	\$0.00	\$0.00	\$0.00	\$0.00	\$0.00	\$0.00
Employee Relations-Administration	\$0.00	\$0.00	\$0.00	\$0.00	\$0.00	\$0.00	\$0.00
Research	\$0.00	\$0.00	\$0.00	\$0.00	\$0.00	\$0.00	\$0.00
Research-Animal	\$0.00	\$0.00	\$0.00	\$0.00	\$0.00	\$0.00	\$0.00
Total Miscellaneous Business	\$18,100.00	\$1,625.00	\$0.00	\$308.34	\$1,625.00	\$0.00	\$308.34
Office Supplies							
Office Furniture	\$0.00	\$0.00	\$0.00	\$0.00	\$0.00	\$0.00	\$0.00
Office Furniture-Maintenance	\$0.00	\$0.00	\$0.00	\$0.00	\$0.00	\$0.00	\$0.00
Office Furniture-Horticulture	\$0.00	\$0.00	\$0.00	\$0.00	\$0.00	\$0.00	\$0.00
Office Furniture-Animals	\$2,000.00	\$0.00	\$0.00	\$0.00	\$0.00	\$0.00	\$0.00
Office Furniture-Marketing	\$500.00	\$0.00	\$0.00	\$0.00	\$0.00	\$0.00	\$0.00
Office Furniture-Membership	\$0.00	\$0.00	\$0.00	\$0.00	\$0.00	\$0.00	\$0.00
Office Furniture-Education	\$1,200.00	\$500.00	\$0.00	\$0.00	\$500.00	\$0.00	\$0.00
Office Furniture-Veterinary	\$1,000.00	\$300.00	\$0.00	\$0.00	\$300.00	\$0.00	\$0.00
Office Furniture-Security	\$0.00	\$0.00	\$0.00	\$0.00	\$0.00	\$0.00	\$0.00
Office Furniture-Visitor Services	\$1,000.00	\$0.00	\$0.00	\$0.00	\$0.00	\$0.00	\$0.00
Office Furniture-Administration	\$0.00	\$0.00	\$0.00	\$0.00	\$0.00	\$0.00	\$0.00
Office Furniture-Human Resources	\$0.00	\$0.00	\$0.00	\$0.00	\$0.00	\$0.00	\$0.00

Fresno's Chaffee Zoo Corporation
Income Statement
January 2019

	2019 Budget	Jan Budget	Jan Measure Z	Jan Actual	YTD Budget	YTD Measure Z	YTD Actual
Office Furniture-Capital Projects	\$0.00	\$0.00	\$0.00	\$0.00	\$0.00	\$0.00	\$0.00
Office Furniture-Operations	\$0.00	\$0.00	\$0.00	\$0.00	\$0.00	\$0.00	\$0.00
Office Supplies	\$0.00	\$0.00	\$0.00	\$0.00	\$0.00	\$0.00	\$0.00
Office Supplies-Maintenance	\$480.00	\$40.00	\$0.00	\$0.00	\$40.00	\$0.00	\$0.00
Office Supplies-Horticulture	\$150.00	\$50.00	\$0.00	\$0.00	\$50.00	\$0.00	\$0.00
Office Supplies-Animal	\$1,200.00	\$100.00	\$0.00	\$0.00	\$100.00	\$0.00	\$0.00
Office Supplies-Marketing	\$600.00	\$50.00	\$0.00	\$0.00	\$50.00	\$0.00	\$0.00
Office Supplies-Membership	\$2,400.00	\$200.00	\$0.00	\$0.00	\$200.00	\$0.00	\$0.00
Office Supplies-Development	\$600.00	\$50.00	\$0.00	\$0.00	\$50.00	\$0.00	\$0.00
Office Supplies-Education	\$2,400.00	\$200.00	\$0.00	\$59.39	\$200.00	\$0.00	\$59.39
Office Supplies-Volunteer	\$0.00	\$0.00	\$0.00	\$0.00	\$0.00	\$0.00	\$0.00
Office Supplies-Veterinary	\$750.00	\$100.00	\$0.00	\$0.00	\$100.00	\$0.00	\$0.00
Office Supplies-Security	\$0.00	\$0.00	\$0.00	\$0.00	\$0.00	\$0.00	\$0.00
Office Supplies-Visitor Services	\$1,200.00	\$100.00	\$0.00	\$0.00	\$100.00	\$0.00	\$0.00
Office Supplies-Administration	\$3,700.00	\$150.00	\$0.00	\$344.30	\$150.00	\$0.00	\$344.30
Office Supplies-Human Resources	\$0.00	\$0.00	\$0.00	\$0.00	\$0.00	\$0.00	\$0.00
Office Supplies-Capital Projects	\$0.00	\$0.00	\$0.00	\$0.00	\$0.00	\$0.00	\$0.00
Office Supplies-Operations	\$250.00	\$0.00	\$0.00	\$0.00	\$0.00	\$0.00	\$0.00
Total Office Supplies	<u>\$19,430.00</u>	<u>\$1,840.00</u>	<u>\$0.00</u>	<u>\$403.69</u>	<u>\$1,840.00</u>	<u>\$0.00</u>	<u>\$403.69</u>
Postage							
Postage	\$0.00	\$0.00	\$0.00	\$0.00	\$0.00	\$0.00	\$0.00
Postage-Maintenance	\$0.00	\$0.00	\$0.00	\$0.00	\$0.00	\$0.00	\$0.00
Postage-Animal	\$300.00	\$25.00	\$0.00	\$0.00	\$25.00	\$0.00	\$0.00
Postage-Marketing	\$3,000.00	\$250.00	\$0.00	\$0.00	\$250.00	\$0.00	\$0.00
Postage-Membership	\$36,845.00	\$4,135.00	\$0.00	\$154.23	\$4,135.00	\$0.00	\$154.23
Postage-Development	\$6,100.00	\$2,050.00	\$0.00	\$2,355.17	\$2,050.00	\$0.00	\$2,355.17
Postage-Education	\$500.00	\$41.66	\$0.00	\$0.00	\$41.66	\$0.00	\$0.00
Postage-Volunteer	\$300.00	\$25.00	\$0.00	\$0.00	\$25.00	\$0.00	\$0.00
Postage-Veterinary	\$8,000.00	\$666.65	\$0.00	\$336.67	\$666.65	\$0.00	\$336.67
Postage-Security	\$0.00	\$0.00	\$0.00	\$0.00	\$0.00	\$0.00	\$0.00

Fresno's Chaffee Zoo Corporation
Income Statement
January 2019

	2019 Budget	Jan Budget	Jan Measure Z	Jan Actual	YTD Budget	YTD Measure Z	YTD Actual
Postage-Visitor Services	\$0.00	\$0.00	\$0.00	\$0.00	\$0.00	\$0.00	\$0.00
Postage-Administration	\$2,620.00	\$25.00	\$0.00	\$0.00	\$25.00	\$0.00	\$0.00
Postage-Human Resources	\$0.00	\$0.00	\$0.00	\$0.00	\$0.00	\$0.00	\$0.00
Postage-Capital Projects	\$0.00	\$0.00	\$0.00	\$0.00	\$0.00	\$0.00	\$0.00
Total Postage	\$57,665.00	\$7,218.31	\$0.00	\$2,846.07	\$7,218.31	\$0.00	\$2,846.07
Printing							
Newsletter Expense	\$0.00	\$0.00	\$0.00	\$0.00	\$0.00	\$0.00	\$0.00
Newsletter Expense-Membership	\$64,000.00	\$16,000.00	\$0.00	\$0.00	\$16,000.00	\$0.00	\$0.00
Newsletter Expense-Development	\$0.00	\$0.00	\$0.00	\$0.00	\$0.00	\$0.00	\$0.00
Printing	\$0.00	\$0.00	\$0.00	\$0.00	\$0.00	\$0.00	\$0.00
Printing-Maintenance	\$750.00	\$0.00	\$0.00	\$0.00	\$0.00	\$0.00	\$0.00
Printing-Horticulture	\$0.00	\$0.00	\$0.00	\$0.00	\$0.00	\$0.00	\$0.00
Printing-Animal	\$100.00	\$0.00	\$0.00	\$0.00	\$0.00	\$0.00	\$0.00
Printing-Marketing	\$31,000.00	\$2,500.00	\$0.00	\$0.00	\$2,500.00	\$0.00	\$0.00
Printing-Membership	\$46,000.00	\$1,000.00	\$0.00	\$0.00	\$1,000.00	\$0.00	\$0.00
Printing-Development	\$7,700.00	\$3,200.00	\$0.00	\$2,273.00	\$3,200.00	\$0.00	\$2,273.00
Printing-Education	\$700.00	\$100.00	\$0.00	\$0.00	\$100.00	\$0.00	\$0.00
Printing-Volunteer	\$300.00	\$25.00	\$0.00	\$0.00	\$25.00	\$0.00	\$0.00
Printing-Veterinary	\$0.00	\$0.00	\$0.00	\$0.00	\$0.00	\$0.00	\$0.00
Printing-Security	\$0.00	\$0.00	\$0.00	\$0.00	\$0.00	\$0.00	\$0.00
Printing-Visitor Services	\$76,020.00	\$26,020.00	\$0.00	\$0.00	\$26,020.00	\$0.00	\$0.00
Printing-Administration	\$3,375.00	\$0.00	\$0.00	\$0.00	\$0.00	\$0.00	\$0.00
Printing-Human Resources	\$35.00	\$35.00	\$0.00	\$0.00	\$35.00	\$0.00	\$0.00
Printing-Capital Projects	\$0.00	\$0.00	\$0.00	\$0.00	\$0.00	\$0.00	\$0.00
Printing-Operations	\$25.00	\$0.00	\$0.00	\$0.00	\$0.00	\$0.00	\$0.00
Total Printing	\$230,005.00	\$48,880.00	\$0.00	\$2,273.00	\$48,880.00	\$0.00	\$2,273.00
Professional Services							
Legal and Audit	\$83,000.00	\$5,000.00	\$0.00	\$637.50	\$5,000.00	\$0.00	\$637.50
Legal and Audit-Administration	\$0.00	\$0.00	\$0.00	\$0.00	\$0.00	\$0.00	\$0.00

Fresno's Chaffee Zoo Corporation
Income Statement
January 2019

	2019 Budget	Jan Budget	Jan Measure Z	Jan Actual	YTD Budget	YTD Measure Z	YTD Actual
Legal and Audit-Human Resources	\$15,400.00	\$500.00	\$0.00	\$0.00	\$500.00	\$0.00	\$0.00
Legal and Audit-Capital Projects	\$0.00	\$0.00	\$0.00	\$0.00	\$0.00	\$0.00	\$0.00
Lab Work	\$0.00	\$0.00	\$0.00	\$0.00	\$0.00	\$0.00	\$0.00
Lab Work-Veterinary	\$0.00	\$0.00	\$0.00	\$6,288.78	\$0.00	\$0.00	\$6,288.78
Payroll Service	\$0.00	\$0.00	\$0.00	\$0.00	\$0.00	\$0.00	\$0.00
Payroll Service-Administration	\$0.00	\$0.00	\$0.00	\$0.00	\$0.00	\$0.00	\$0.00
Payroll Service-Human Resource	\$0.00	\$0.00	\$0.00	\$4,556.00	\$0.00	\$0.00	\$4,556.00
Pest Control Services	\$0.00	\$0.00	\$0.00	\$0.00	\$0.00	\$0.00	\$0.00
Pest Control Services-Maintenance	\$0.00	\$0.00	\$0.00	\$4,025.00	\$0.00	\$0.00	\$4,025.00
Pest Control Services-Animal	\$0.00	\$0.00	\$0.00	\$0.00	\$0.00	\$0.00	\$0.00
Professional Services	\$0.00	\$0.00	\$0.00	\$0.00	\$0.00	\$0.00	\$0.00
Total Professional Services	\$98,400.00	\$5,500.00	\$0.00	\$15,507.28	\$5,500.00	\$0.00	\$15,507.28
Recruiting							
Staff Recruitment Expense	\$0.00	\$0.00	\$0.00	\$0.00	\$0.00	\$0.00	\$0.00
Staff Recruitment Expense-Horticulture	\$0.00	\$0.00	\$0.00	\$0.00	\$0.00	\$0.00	\$0.00
Staff Recruitment Expense-Veterinary	\$0.00	\$0.00	\$0.00	\$0.00	\$0.00	\$0.00	\$0.00
Staff Recruitment Expense-Administratio	\$0.00	\$0.00	\$0.00	\$0.00	\$0.00	\$0.00	\$0.00
Recruiting	\$0.00	\$0.00	\$0.00	\$0.00	\$0.00	\$0.00	\$0.00
Recruiting-Maintenance	\$0.00	\$0.00	\$0.00	\$0.00	\$0.00	\$0.00	\$0.00
Recruiting-Horticulture	\$0.00	\$0.00	\$0.00	\$0.00	\$0.00	\$0.00	\$0.00
Recruiting-Animal	\$0.00	\$0.00	\$0.00	\$0.00	\$0.00	\$0.00	\$0.00
Recruiting-Marketing	\$0.00	\$0.00	\$0.00	\$0.00	\$0.00	\$0.00	\$0.00
Recruiting-Education	\$0.00	\$0.00	\$0.00	\$0.00	\$0.00	\$0.00	\$0.00
Recruiting-Veterinary	\$0.00	\$0.00	\$0.00	\$0.00	\$0.00	\$0.00	\$0.00
Recruiting-Security	\$0.00	\$0.00	\$0.00	\$0.00	\$0.00	\$0.00	\$0.00
Recruiting-Administration	\$0.00	\$0.00	\$0.00	\$0.00	\$0.00	\$0.00	\$0.00
Recruiting-Human Resources	\$36,755.00	\$2,725.00	\$0.00	\$229.00	\$2,725.00	\$0.00	\$229.00
Total	\$36,755.00	\$2,725.00	\$0.00	\$229.00	\$2,725.00	\$0.00	\$229.00

Recognition

Fresno's Chaffee Zoo Corporation
Income Statement
January 2019

	2019 Budget	Jan Budget	Jan Measure Z	Jan Actual	YTD Budget	YTD Measure Z	YTD Actual
Recognition Expense	\$0.00	\$0.00	\$0.00	\$0.00	\$0.00	\$0.00	\$0.00
Recognition Expense-Marketing	\$0.00	\$0.00	\$0.00	\$78.28	\$0.00	\$0.00	\$78.28
Recognition Expense-Development	\$0.00	\$0.00	\$0.00	\$0.00	\$0.00	\$0.00	\$0.00
Recognition Expense-Education	\$0.00	\$0.00	\$0.00	\$0.00	\$0.00	\$0.00	\$0.00
Recognition Expense-Volunteer	\$1,500.00	\$0.00	\$0.00	\$0.00	\$0.00	\$0.00	\$0.00
Recognition Expense-Administration	\$0.00	\$0.00	\$0.00	\$0.00	\$0.00	\$0.00	\$0.00
Recognition Expense-Human Resources	\$2,160.00	\$155.00	\$0.00	\$220.00	\$155.00	\$0.00	\$220.00
Recognition Expense-Capital Projects	\$0.00	\$0.00	\$0.00	\$0.00	\$0.00	\$0.00	\$0.00
Volunteer Recognition	\$0.00	\$0.00	\$0.00	\$0.00	\$0.00	\$0.00	\$0.00
Volunteer Recognition-Volunteer	\$0.00	\$0.00	\$0.00	\$0.00	\$0.00	\$0.00	\$0.00
Recognition Expense-Res	\$0.00	\$0.00	\$0.00	\$0.00	\$0.00	\$0.00	\$0.00
Total	\$3,660.00	\$155.00	\$0.00	\$298.28	\$155.00	\$0.00	\$298.28

Repairs and Replacements							
Building Supplies-Materials	\$0.00	\$0.00	\$0.00	\$0.00	\$0.00	\$0.00	\$0.00
Building Supplies-Materials-Maintenance	\$0.00	\$0.00	\$0.00	\$0.00	\$0.00	\$0.00	\$0.00
Building Supplies-Materials-Horticulture	\$0.00	\$0.00	\$0.00	\$0.00	\$0.00	\$0.00	\$0.00
Building Supplies-Materials-Animal	\$900.00	\$75.00	\$0.00	\$0.00	\$75.00	\$0.00	\$0.00
Building Supplies-Materials-Veterinary	\$0.00	\$0.00	\$0.00	\$0.00	\$0.00	\$0.00	\$0.00
Construction	\$0.00	\$0.00	\$0.00	\$0.00	\$0.00	\$0.00	\$0.00
Construction-Maintenance	\$0.00	\$0.00	\$0.00	\$0.00	\$0.00	\$0.00	\$0.00
Construction-Horticulture	\$0.00	\$0.00	\$0.00	\$0.00	\$0.00	\$0.00	\$0.00
Construction-Animal	\$0.00	\$0.00	\$0.00	\$0.00	\$0.00	\$0.00	\$0.00
Exhibit Renovations	\$0.00	\$0.00	\$0.00	\$0.00	\$0.00	\$0.00	\$0.00
Exhibit Renovations-Animal	\$50,000.00	\$4,000.00	\$0.00	\$0.00	\$4,000.00	\$0.00	\$0.00
Exhibit Maintenance-Animal	\$0.00	\$0.00	\$0.00	\$0.00	\$0.00	\$0.00	\$0.00
Exhibit Maint-Valley Farms-Animals	\$20,000.00	\$0.00	\$0.00	\$0.00	\$0.00	\$0.00	\$0.00
Improvements	\$0.00	\$0.00	\$0.00	\$0.00	\$0.00	\$0.00	\$0.00
Improvements-Maintenance	\$0.00	\$0.00	\$0.00	\$0.00	\$0.00	\$0.00	\$0.00
Improvements-Horticulture	\$0.00	\$0.00	\$0.00	\$0.00	\$0.00	\$0.00	\$0.00
Improvements-Animal	\$0.00	\$0.00	\$0.00	\$0.00	\$0.00	\$0.00	\$0.00

Fresno's Chaffee Zoo Corporation
Income Statement
January 2019

	2019 Budget	Jan Budget	Jan Measure Z	Jan Actual	YTD Budget	YTD Measure Z	YTD Actual
Improvements-Education	\$0.00	\$0.00	\$0.00	\$0.00	\$0.00	\$0.00	\$0.00
Improvements-Visitor Services	\$0.00	\$0.00	\$0.00	\$0.00	\$0.00	\$0.00	\$0.00
Improvements-Administration	\$0.00	\$0.00	\$0.00	\$0.00	\$0.00	\$0.00	\$0.00
Irrigation Maintenance and Repair	\$0.00	\$0.00	\$0.00	\$0.00	\$0.00	\$0.00	\$0.00
Irrigation Maintenance and Repair-Horti	\$5,000.00	\$1,000.00	\$0.00	\$0.00	\$1,000.00	\$0.00	\$0.00
Irrigation Maintenance and Repair-Anim	\$0.00	\$0.00	\$0.00	\$0.00	\$0.00	\$0.00	\$0.00
LSS Repairs and Replacements	\$0.00	\$0.00	\$0.00	\$0.00	\$0.00	\$0.00	\$0.00
• LSS Repairs and Replacements-Animals	\$25,000.00	\$2,000.00	\$0.00	\$0.00	\$2,000.00	\$0.00	\$0.00
Purchases-Benches	\$0.00	\$0.00	\$0.00	\$0.00	\$0.00	\$0.00	\$0.00
Purchases-Benches-Development	\$0.00	\$0.00	\$0.00	\$0.00	\$0.00	\$0.00	\$0.00
Permits	\$225.00	\$0.00	\$0.00	\$0.00	\$0.00	\$0.00	\$0.00
Permits-Maintenance	\$0.00	\$0.00	\$0.00	\$0.00	\$0.00	\$0.00	\$0.00
Permits-Animal	\$1,950.00	\$0.00	\$0.00	\$0.00	\$0.00	\$0.00	\$0.00
Permits-Education	\$100.00	\$0.00	\$0.00	\$0.00	\$0.00	\$0.00	\$0.00
Permits-Veterinary	\$30.00	\$10.00	\$0.00	\$0.00	\$10.00	\$0.00	\$0.00
Permits-Security	\$325.00	\$0.00	\$0.00	\$0.00	\$0.00	\$0.00	\$0.00
Permits-Administration	\$500.00	\$0.00	\$0.00	\$442.00	\$0.00	\$0.00	\$442.00
Permits-Operations	\$0.00	\$0.00	\$0.00	\$0.00	\$0.00	\$0.00	\$0.00
Repairs and Replacements	\$0.00	\$0.00	\$0.00	\$0.00	\$0.00	\$0.00	\$0.00
Repairs and Replacements-Maintenance	\$180,000.00	\$10,000.00	\$0.00	\$13,176.30	\$10,000.00	\$0.00	\$13,176.30
Repairs and Replacements-Horticulture	\$5,000.00	\$0.00	\$0.00	\$625.48	\$0.00	\$0.00	\$625.48
• Repairs and Replacements-Animal	\$41,000.00	\$3,000.00	\$5,223.14	\$5,223.14	\$3,000.00	\$5,223.14	\$5,223.14
Repairs and Replacements-Marketing	\$0.00	\$0.00	\$0.00	\$0.00	\$0.00	\$0.00	\$0.00
Repairs and Replacements-Development	\$0.00	\$0.00	\$0.00	\$0.00	\$0.00	\$0.00	\$0.00
Repairs and Replacements-Education	\$1,800.00	\$150.00	\$0.00	\$0.00	\$150.00	\$0.00	\$0.00
Repairs and Replacements-Veterinary	\$4,800.00	\$475.00	\$0.00	\$0.00	\$475.00	\$0.00	\$0.00
Repairs and Replacements-Security	\$4,750.00	\$0.00	\$0.00	\$180.00	\$0.00	\$0.00	\$180.00
Repairs and Replacements-Visitor Service	\$3,000.00	\$250.00	\$0.00	\$0.00	\$250.00	\$0.00	\$0.00
Repairs and Replacements-Administratic	\$300.00	\$25.00	\$0.00	\$0.00	\$25.00	\$0.00	\$0.00
Repairs and Replacements-Operations	\$0.00	\$0.00	\$0.00	\$0.00	\$0.00	\$0.00	\$0.00
Structural Repairs	\$0.00	\$0.00	\$0.00	\$0.00	\$0.00	\$0.00	\$0.00

Fresno's Chaffee Zoo Corporation

Income Statement

January 2019

	2019 Budget	Jan Budget	Jan Measure Z	Jan Actual	YTD Budget	YTD Measure Z	YTD Actual
Structural Repairs-Education	\$0.00	\$0.00	\$0.00	\$0.00	\$0.00	\$0.00	\$0.00
Purchases-Benches-Res	\$0.00	\$0.00	\$0.00	\$0.00	\$0.00	\$0.00	\$0.00
Repairs and Replacements-Capital Project	\$0.00	\$0.00	\$0.00	\$0.00	\$0.00	\$0.00	\$0.00
Total Repairs and Replacements	\$344,680.00	\$20,985.00	46/ \$5,223.14	2/ \$19,646.92	\$20,985.00	\$5,223.14	\$19,646.92
Service/Bank/Credit Card Fees							
Bank Charges	\$66,000.00	\$5,500.00	\$0.00	\$0.00	\$5,500.00	\$0.00	\$0.00
Bank Charges-Maintenance	\$0.00	\$0.00	\$0.00	\$15.80	\$0.00	\$0.00	\$15.80
Bank Charges-Horticulture	\$0.00	\$0.00	\$0.00	\$0.00	\$0.00	\$0.00	\$0.00
Bank Charges-Animal	\$0.00	\$0.00	\$0.00	\$43.45	\$0.00	\$0.00	\$43.45
Bank Charges-Marketing	\$48.00	\$4.00	\$0.00	\$0.00	\$4.00	\$0.00	\$0.00
Bank Charges-Membership	\$48.00	\$4.00	\$0.00	\$0.00	\$4.00	\$0.00	\$0.00
Bank Charges-Development	\$48.00	\$4.00	\$0.00	\$3.95	\$4.00	\$0.00	\$3.95
Bank Charges-Education	\$48.00	\$4.00	\$0.00	\$7.90	\$4.00	\$0.00	\$7.90
Bank Charges-Veterinary	\$88.00	\$0.00	\$0.00	\$3.95	\$0.00	\$0.00	\$3.95
Bank Charges-Security	\$0.00	\$0.00	\$0.00	\$0.00	\$0.00	\$0.00	\$0.00
Bank Charges-Visitor Services	\$48.00	\$4.00	\$0.00	\$0.00	\$4.00	\$0.00	\$0.00
Bank Charges-Administration	\$8,520.00	\$710.00	\$0.00	\$196.29	\$710.00	\$0.00	\$196.29
Bank Charges-Operations	\$0.00	\$0.00	\$0.00	\$3.95	\$0.00	\$0.00	\$3.95
Credit Card Fees	\$0.00	\$0.00	\$0.00	\$0.00	\$0.00	\$0.00	\$0.00
Credit Card Fees-Maintenance	\$0.00	\$0.00	\$0.00	\$0.00	\$0.00	\$0.00	\$0.00
Credit Card Fees-Animal	\$0.00	\$0.00	\$0.00	\$0.00	\$0.00	\$0.00	\$0.00
Credit Card Fees-Membership	\$2,100.00	\$225.00	\$0.00	\$24.95	\$225.00	\$0.00	\$24.95
Credit Card Fees-Development	\$11,500.00	\$0.00	\$0.00	\$0.00	\$0.00	\$0.00	\$0.00
Credit Card Fees-Education	\$2,000.00	\$166.66	\$0.00	\$0.00	\$166.66	\$0.00	\$0.00
Credit Card Fees-Veterinary	\$0.00	\$0.00	\$0.00	\$0.00	\$0.00	\$0.00	\$0.00
Credit Card Fees-Visitor Services	\$136,000.00	\$10,000.00	\$0.00	\$13,718.47	\$10,000.00	\$0.00	\$13,718.47
Credit Card Fees-Administration	\$0.00	\$0.00	\$0.00	\$0.00	\$0.00	\$0.00	\$0.00
Credit Card Chargebacks	\$0.00	\$0.00	\$0.00	\$0.00	\$0.00	\$0.00	\$0.00
Interest Expense	\$14,000.00	\$3,000.00	\$0.00	\$1,252.03	\$3,000.00	\$0.00	\$1,252.03
Returned Checks From Patrons	\$0.00	\$0.00	\$0.00	\$0.00	\$0.00	\$0.00	\$0.00

Fresno's Chaffee Zoo Corporation
Income Statement
January 2019

	2019 Budget	Jan Budget	Jan Measure Z	Jan Actual	YTD Budget	YTD Measure Z	YTD Actual
Returned Checks From Patrons-Member:	\$0.00	\$0.00	\$0.00	\$0.00	\$0.00	\$0.00	\$0.00
Bank Charges-Res	\$0.00	\$0.00	\$0.00	\$0.00	\$0.00	\$0.00	\$0.00
Total Service/Bank/Credit Card Fees	\$240,448.00	\$19,621.66	\$0.00	\$15,270.74	\$19,621.66	\$0.00	\$15,270.74
Signage							
Signage	\$0.00	\$0.00	\$0.00	\$0.00	\$0.00	\$0.00	\$0.00
Signage-Maintenance	\$0.00	\$0.00	\$0.00	\$0.00	\$0.00	\$0.00	\$0.00
Signage-Horticulture	\$0.00	\$0.00	\$0.00	\$0.00	\$0.00	\$0.00	\$0.00
Signage - Animal	\$0.00	\$0.00	\$0.00	\$0.00	\$0.00	\$0.00	\$0.00
Signage-Marketing	\$0.00	\$0.00	\$0.00	\$0.00	\$0.00	\$0.00	\$0.00
Signage-Membership	\$0.00	\$0.00	\$0.00	\$0.00	\$0.00	\$0.00	\$0.00
Signage-Development	\$0.00	\$0.00	\$0.00	\$0.00	\$0.00	\$0.00	\$0.00
Signage-Education	\$6,000.00	\$500.00	\$0.00	\$0.00	\$500.00	\$0.00	\$0.00
Signage-Veterinary	\$0.00	\$0.00	\$0.00	\$0.00	\$0.00	\$0.00	\$0.00
Signage-Security	\$0.00	\$0.00	\$0.00	\$0.00	\$0.00	\$0.00	\$0.00
Signage-Visitor Services	\$6,000.00	\$500.00	\$0.00	\$64.79	\$500.00	\$0.00	\$64.79
Signage-Administration	\$0.00	\$0.00	\$0.00	\$0.00	\$0.00	\$0.00	\$0.00
Signage-Human Resources	\$0.00	\$0.00	\$0.00	\$0.00	\$0.00	\$0.00	\$0.00
Signage-Capital Projects	\$0.00	\$0.00	\$0.00	\$0.00	\$0.00	\$0.00	\$0.00
Total Signage	\$12,000.00	\$1,000.00	\$0.00	\$64.79	\$1,000.00	\$0.00	\$64.79
Specialized Services							
Misc. Specialized Services	\$0.00	\$0.00	\$0.00	\$0.00	\$0.00	\$0.00	\$0.00
Misc. Specialized Services-Maintenance	\$0.00	\$0.00	\$0.00	\$0.00	\$0.00	\$0.00	\$0.00
Misc. Specialized Services-Horticulture	\$0.00	\$0.00	\$0.00	\$0.00	\$0.00	\$0.00	\$0.00
Misc. Specialized Services-Animal	\$0.00	\$0.00	\$0.00	\$0.00	\$0.00	\$0.00	\$0.00
Misc. Specialized Services-Marketing	\$0.00	\$0.00	\$0.00	\$0.00	\$0.00	\$0.00	\$0.00
Misc. Specialized Services-Memberships	\$0.00	\$0.00	\$0.00	\$0.00	\$0.00	\$0.00	\$0.00
Misc. Specialized Services-Development	\$0.00	\$0.00	\$0.00	\$0.00	\$0.00	\$0.00	\$0.00
Misc. Specialized Services-Education	\$0.00	\$0.00	\$0.00	\$3,500.00	\$0.00	\$0.00	\$3,500.00
Misc. Specialized Services-Veterinary	\$0.00	\$0.00	\$0.00	\$0.00	\$0.00	\$0.00	\$0.00

Fresno's Chaffee Zoo Corporation
Income Statement
January 2019

	2019 Budget	Jan Budget	Jan Measure Z	Jan Actual	YTD Budget	YTD Measure Z	YTD Actual
Misc. Specialized Services-Security	\$0.00	\$0.00	\$0.00	\$0.00	\$0.00	\$0.00	\$0.00
Misc. Specialized Services-Visitor Service	\$0.00	\$0.00	\$0.00	\$0.00	\$0.00	\$0.00	\$0.00
Misc. Specialized Services-Administration	\$0.00	\$0.00	\$0.00	\$0.00	\$0.00	\$0.00	\$0.00
Misc. Specialized Services-Information Technology	\$0.00	\$0.00	\$0.00	\$0.00	\$0.00	\$0.00	\$0.00
Misc. Specialized Services-Human Resources	\$0.00	\$0.00	\$0.00	\$0.00	\$0.00	\$0.00	\$0.00
Misc. Specialized Services-Operations	\$0.00	\$0.00	\$0.00	\$0.00	\$0.00	\$0.00	\$0.00
Irrigation Construction (New)	\$0.00	\$0.00	\$0.00	\$0.00	\$0.00	\$0.00	\$0.00
Irrigation Construction (New)-Horticulture	\$0.00	\$0.00	\$0.00	\$0.00	\$0.00	\$0.00	\$0.00
Paver Engraving-Development	\$11,500.00	\$0.00	\$0.00	\$0.00	\$0.00	\$0.00	\$0.00
Total Specialized Services	\$11,500.00	\$0.00	\$0.00	\$3,500.00	\$0.00	\$0.00	\$3,500.00
Staff Development							
Staff Development-Conf/Travel	\$15,840.00	\$6,310.00	\$0.00	\$0.00	\$6,310.00	\$0.00	\$0.00
Staff Development-Conf/Travel-Maintenance	\$1,700.00	\$0.00	\$0.00	\$0.00	\$0.00	\$0.00	\$0.00
Staff Development-Conf/Travel-Horticulture	\$2,300.00	\$0.00	\$0.00	\$0.00	\$0.00	\$0.00	\$0.00
Staff Development-Conf/Travel-Animal	\$21,000.00	\$0.00	\$0.00	\$0.00	\$0.00	\$0.00	\$0.00
Staff Development-Conf/Travel-Marketing	\$0.00	\$0.00	\$0.00	\$0.00	\$0.00	\$0.00	\$0.00
Staff Development-Conf/Travel-Member	\$0.00	\$0.00	\$0.00	\$0.00	\$0.00	\$0.00	\$0.00
Staff Development-Conf/Travel-Development	\$0.00	\$0.00	\$0.00	\$0.00	\$0.00	\$0.00	\$0.00
Staff Development-Conf/Travel-Education	\$7,080.00	\$650.00	\$0.00	\$0.00	\$650.00	\$0.00	\$0.00
Staff Development-Conf/Travel-Volunteer	\$500.00	\$0.00	\$0.00	\$0.00	\$0.00	\$0.00	\$0.00
Staff Development-Conf/Travel-Veterinary	\$6,000.00	\$0.00	\$0.00	\$0.00	\$0.00	\$0.00	\$0.00
Staff Development-Conf/Travel-Security	\$2,550.00	\$1,100.00	\$0.00	\$0.00	\$1,100.00	\$0.00	\$0.00
Staff Development-Conf/Travel-Visitor Services	\$0.00	\$0.00	\$0.00	\$0.00	\$0.00	\$0.00	\$0.00
Staff Development-Conf/Travel-Admin	\$0.00	\$0.00	\$0.00	\$1,513.20	\$0.00	\$0.00	\$1,513.20
Staff Development-Conf/Travel-Information	\$2,125.00	\$850.00	\$0.00	\$0.00	\$850.00	\$0.00	\$0.00
Staff Development-Conf/Travel-Human Resources	\$2,400.00	\$0.00	\$0.00	(\$447.50)	\$0.00	\$0.00	(\$447.50)
Staff Development-Conf/Travel-Operations	\$6,800.00	\$0.00	\$0.00	\$0.00	\$0.00	\$0.00	\$0.00
Staff Development-Training	\$0.00	\$0.00	\$0.00	\$0.00	\$0.00	\$0.00	\$0.00
Staff Development-Training-Maintenance	\$500.00	\$0.00	\$0.00	\$0.00	\$0.00	\$0.00	\$0.00
Staff Development-Training-Horticulture	\$750.00	\$0.00	\$0.00	\$0.00	\$0.00	\$0.00	\$0.00

Fresno's Chaffee Zoo Corporation
Income Statement
January 2019

	2019 Budget	Jan Budget	Jan Measure Z	Jan Actual	YTD Budget	YTD Measure Z	YTD Actual
Staff Development-Training-Animal	\$3,000.00	\$0.00	\$0.00	\$0.00	\$0.00	\$0.00	\$0.00
Staff Development-Training-Marketing	\$0.00	\$0.00	\$0.00	\$0.00	\$0.00	\$0.00	\$0.00
Staff Development-Training-Membership	\$700.00	\$0.00	\$0.00	\$0.00	\$0.00	\$0.00	\$0.00
Staff Development-Training-Development	\$0.00	\$0.00	\$0.00	\$0.00	\$0.00	\$0.00	\$0.00
Staff Development-Training-Education	\$1,000.00	\$0.00	\$0.00	\$0.00	\$0.00	\$0.00	\$0.00
Staff Development-Training-Volunteer	\$0.00	\$0.00	\$0.00	\$0.00	\$0.00	\$0.00	\$0.00
Staff Development-Training-Veterinary	\$0.00	\$0.00	\$0.00	\$0.00	\$0.00	\$0.00	\$0.00
Staff Development-Training-Security	\$3,000.00	\$0.00	\$0.00	\$0.00	\$0.00	\$0.00	\$0.00
Staff Development-Training-Visitor Services	\$0.00	\$0.00	\$0.00	\$0.00	\$0.00	\$0.00	\$0.00
Staff Development-Training-Administrative	\$1,200.00	\$0.00	\$0.00	\$0.00	\$0.00	\$0.00	\$0.00
Staff Development-Training-Information	\$500.00	\$0.00	\$0.00	\$0.00	\$0.00	\$0.00	\$0.00
Staff Development-Training-Human Resources	\$4,300.00	\$50.00	\$0.00	\$0.00	\$50.00	\$0.00	\$0.00
Staff Development-Training-Finance	\$0.00	\$0.00	\$0.00	\$0.00	\$0.00	\$0.00	\$0.00
Staff Development-Training-Operations	\$1,000.00	\$0.00	\$0.00	\$0.00	\$0.00	\$0.00	\$0.00
Total Staff Development	\$84,245.00	\$8,960.00	\$0.00	\$1,065.70	\$8,960.00	\$0.00	\$1,065.70
Supplies							
Bedding Materials	\$0.00	\$0.00	\$0.00	\$0.00	\$0.00	\$0.00	\$0.00
Conservation Wine	\$0.00	\$0.00	\$0.00	\$0.00	\$0.00	\$0.00	\$0.00
Conservation Wine-Development	\$0.00	\$0.00	\$0.00	\$0.00	\$0.00	\$0.00	\$0.00
Cleaning-Janitorial Supplies	\$0.00	\$0.00	\$0.00	\$0.00	\$0.00	\$0.00	\$0.00
Cleaning-Janitorial Supplies-Maintenance	\$72,000.00	\$6,000.00	\$0.00	\$1,567.25	\$6,000.00	\$0.00	\$1,567.25
Cleaning-Janitorial Supplies-Horticulture	\$0.00	\$0.00	\$0.00	\$0.00	\$0.00	\$0.00	\$0.00
Cleaning-Janitorial Supplies-Animal	\$0.00	\$0.00	\$0.00	\$0.00	\$0.00	\$0.00	\$0.00
Cleaning-Janitorial Supplies-Education	\$0.00	\$0.00	\$0.00	\$0.00	\$0.00	\$0.00	\$0.00
Cleaning-Janitorial Supplies-Veterinary	\$0.00	\$0.00	\$0.00	\$0.00	\$0.00	\$0.00	\$0.00
Cleaning-Janitorial Supplies-Visitor Services	\$0.00	\$0.00	\$0.00	\$0.00	\$0.00	\$0.00	\$0.00
Display and Exhibit supplies	\$0.00	\$0.00	\$0.00	\$0.00	\$0.00	\$0.00	\$0.00
Display and Exhibit Supplies-Animal	\$40,000.00	\$3,600.00	\$0.00	\$1,023.09	\$3,600.00	\$0.00	\$1,023.09
Display and Exhibit Supplies-Education	\$0.00	\$0.00	\$0.00	\$0.00	\$0.00	\$0.00	\$0.00
Docent Activities Expense	\$0.00	\$0.00	\$0.00	\$0.00	\$0.00	\$0.00	\$0.00

Fresno's Chaffee Zoo Corporation
Income Statement
January 2019

	2019 Budget	Jan Budget	Jan Measure Z	Jan Actual	YTD Budget	YTD Measure Z	YTD Actual
Docent Activities Expense-Volunteer	\$3,000.00	\$0.00	\$0.00	\$0.00	\$0.00	\$0.00	\$0.00
Enrichment Supplies	\$0.00	\$0.00	\$0.00	\$0.00	\$0.00	\$0.00	\$0.00
Enrichment Supplies	\$0.00	\$0.00	\$0.00	\$0.00	\$0.00	\$0.00	\$0.00
Event Supplies	\$0.00	\$0.00	\$0.00	\$0.00	\$0.00	\$0.00	\$0.00
Event Supplies-Marketing	\$0.00	\$0.00	\$0.00	\$0.00	\$0.00	\$0.00	\$0.00
Event Supplies-Development	\$250.00	\$0.00	\$0.00	\$0.00	\$0.00	\$0.00	\$0.00
Event Supplies-Education	\$0.00	\$0.00	\$0.00	\$0.00	\$0.00	\$0.00	\$0.00
Event Supplies-Volunteer	\$0.00	\$0.00	\$0.00	\$0.00	\$0.00	\$0.00	\$0.00
Fundraising Pins-Development	\$0.00	\$0.00	\$0.00	\$0.00	\$0.00	\$0.00	\$0.00
Graphic Supplies	\$0.00	\$0.00	\$0.00	\$0.00	\$0.00	\$0.00	\$0.00
Landscaping/Plants	\$0.00	\$0.00	\$0.00	\$0.00	\$0.00	\$0.00	\$0.00
Landscaping/Plants-Maintenance	\$0.00	\$0.00	\$0.00	\$0.00	\$0.00	\$0.00	\$0.00
Landscaping/Plants-Horticulture	\$46,500.00	\$4,000.00	\$0.00	\$0.00	\$4,000.00	\$0.00	\$0.00
Landscaping/Plants-Animal	\$4,800.00	\$400.00	\$0.00	\$0.00	\$400.00	\$0.00	\$0.00
Member Event Expenses	\$0.00	\$0.00	\$0.00	\$0.00	\$0.00	\$0.00	\$0.00
Member Premiums	\$0.00	\$0.00	\$0.00	\$0.00	\$0.00	\$0.00	\$0.00
Member Premiums-Marketing	\$0.00	\$0.00	\$0.00	\$0.00	\$0.00	\$0.00	\$0.00
Member Premiums-Membership	\$3,600.00	\$300.00	\$0.00	\$0.00	\$300.00	\$0.00	\$0.00
Member Premiums-Development	\$4,500.00	\$1,500.00	\$0.00	\$0.00	\$1,500.00	\$0.00	\$0.00
Pest Control Supplies	\$0.00	\$0.00	\$0.00	\$0.00	\$0.00	\$0.00	\$0.00
Pest Control Supplies-Maintenance	\$150.00	\$0.00	\$0.00	\$300.00	\$0.00	\$0.00	\$300.00
Pest Control Supplies-Horticulture	\$42,000.00	\$3,500.00	\$0.00	\$0.00	\$3,500.00	\$0.00	\$0.00
Pest Control Supplies-Animal	\$0.00	\$0.00	\$0.00	\$0.00	\$0.00	\$0.00	\$0.00
Pest Control Supplies-Veterinary	\$2,800.00	\$2,500.00	\$0.00	\$0.00	\$2,500.00	\$0.00	\$0.00
Photo Supplies	\$0.00	\$0.00	\$0.00	\$0.00	\$0.00	\$0.00	\$0.00
Photo Supplies-Visitor Services	\$0.00	\$0.00	\$0.00	\$0.00	\$0.00	\$0.00	\$0.00
Small Tools	\$0.00	\$0.00	\$0.00	\$0.00	\$0.00	\$0.00	\$0.00
Small Tools-Maintenance	\$800.00	\$0.00	\$0.00	\$120.88	\$0.00	\$0.00	\$120.88
Small Tools-Horticulture	\$1,500.00	\$750.00	\$0.00	\$0.00	\$750.00	\$0.00	\$0.00
Small Tools-Animal	\$0.00	\$0.00	\$0.00	\$0.00	\$0.00	\$0.00	\$0.00
Supplies	\$0.00	\$0.00	\$0.00	\$0.00	\$0.00	\$0.00	\$0.00

Fresno's Chaffee Zoo Corporation
Income Statement
January 2019

	2019 Budget	Jan Budget	Jan Measure Z	Jan Actual	YTD Budget	YTD Measure Z	YTD Actual
Supplies-Maintenance	\$16,500.00	\$1,500.00	\$0.00	\$1,537.38	\$1,500.00	\$0.00	\$1,537.38
Supplies-Horticulture	\$3,000.00	\$0.00	\$0.00	\$814.66	\$0.00	\$0.00	\$814.66
Supplies-Animal	\$0.00	\$0.00	\$0.00	\$0.00	\$0.00	\$0.00	\$0.00
Supplies-Marketing	\$3,000.00	\$250.00	\$0.00	\$0.00	\$250.00	\$0.00	\$0.00
Supplies-Membership	\$300.00	\$25.00	\$0.00	\$0.00	\$25.00	\$0.00	\$0.00
Supplies-Development	\$0.00	\$0.00	\$0.00	\$3,648.30	\$0.00	\$0.00	\$3,648.30
Supplies-Education	\$20,700.00	\$1,600.00	\$0.00	\$0.00	\$1,600.00	\$0.00	\$0.00
Supplies-Volunteer	\$1,800.00	\$150.00	\$0.00	\$0.00	\$150.00	\$0.00	\$0.00
Supplies-Veterinary	\$60,000.00	\$5,000.00	\$0.00	\$4,950.26	\$5,000.00	\$0.00	\$4,950.26
Supplies-Security	\$4,100.00	\$0.00	\$0.00	\$5.40	\$0.00	\$0.00	\$5.40
Supplies-Visitor Services	\$3,000.00	\$25.00	\$0.00	\$0.00	\$25.00	\$0.00	\$0.00
Supplies-Administration	\$600.00	\$50.00	\$0.00	\$0.00	\$50.00	\$0.00	\$0.00
Supplies-Human Resources	\$0.00	\$0.00	\$0.00	\$0.00	\$0.00	\$0.00	\$0.00
Supplies-Operations	\$0.00	\$0.00	\$0.00	\$0.00	\$0.00	\$0.00	\$0.00
Water Quality Supplies	\$0.00	\$0.00	\$0.00	\$0.00	\$0.00	\$0.00	\$0.00
Water Quality Supplies-Animal	\$87,700.00	\$7,000.00	\$6,113.05	\$6,113.05	\$7,000.00	\$6,113.05	\$6,113.05
Total Supplies	\$422,600.00	\$38,150.00	49/ \$6,113.05 2/	\$20,080.27	\$38,150.00	\$6,113.05	\$20,080.27
Telephone							
Telephone	\$34,462.44	\$2,871.87	\$0.00	\$1,826.49	\$2,871.87	\$0.00	\$1,826.49
Telephone-Maintenance	\$300.00	\$25.00	\$0.00	\$25.00	\$25.00	\$0.00	\$25.00
Telephone-Horticulture	\$0.00	\$0.00	\$0.00	\$0.00	\$0.00	\$0.00	\$0.00
Telephone-Animal	\$3,250.00	\$250.00	\$0.00	\$224.68	\$250.00	\$0.00	\$224.68
Telephone-Marketing	\$300.00	\$25.00	\$0.00	\$50.00	\$25.00	\$0.00	\$50.00
Telephone-Membership	\$300.00	\$25.00	\$0.00	\$25.00	\$25.00	\$0.00	\$25.00
Telephone-Development	\$300.00	\$25.00	\$0.00	\$25.00	\$25.00	\$0.00	\$25.00
Telephone-Education	\$1,650.00	\$150.00	\$0.00	\$100.00	\$150.00	\$0.00	\$100.00
Telephone-Veterinary	\$1,200.00	\$100.00	\$0.00	\$50.00	\$100.00	\$0.00	\$50.00
Telephone-Security	\$840.00	\$70.00	\$0.00	\$25.20	\$70.00	\$0.00	\$25.20
Telephone-Visitor Services	\$1,152.00	\$96.00	\$0.00	\$50.00	\$96.00	\$0.00	\$50.00
Telephone-Administration	\$1,320.00	\$110.00	\$0.00	\$100.00	\$110.00	\$0.00	\$100.00

Fresno's Chaffee Zoo Corporation
Income Statement
January 2019

	2019 Budget	Jan Budget	Jan Measure Z	Jan Actual	YTD Budget	YTD Measure Z	YTD Actual
Telephone-Information Technology	\$300.00	\$25.00	\$0.00	\$0.00	\$25.00	\$0.00	\$0.00
Telephone-Human Resource	\$600.00	\$50.00	\$0.00	\$50.00	\$50.00	\$0.00	\$50.00
Telephone-Operations	\$300.00	\$25.00	\$0.00	\$25.00	\$25.00	\$0.00	\$25.00
Total Telephone	\$46,274.44	\$3,847.87	\$0.00	\$2,576.37	\$3,847.87	\$0.00	\$2,576.37
Uniforms							
Uniforms	\$0.00	\$0.00	\$0.00	\$0.00	\$0.00	\$0.00	\$0.00
Uniforms-Maintenance	\$4,000.00	\$0.00	\$0.00	\$123.75	\$0.00	\$0.00	\$123.75
Uniforms-Horticulture	\$2,000.00	\$0.00	\$0.00	\$155.13	\$0.00	\$0.00	\$155.13
Uniforms-Animal	\$20,000.00	\$0.00	\$0.00	\$493.22	\$0.00	\$0.00	\$493.22
Uniforms-Marketing	\$150.00	\$0.00	\$0.00	\$0.00	\$0.00	\$0.00	\$0.00
Uniforms-Membership	\$200.00	\$0.00	\$0.00	\$0.00	\$0.00	\$0.00	\$0.00
Uniforms-Development	\$100.00	\$0.00	\$0.00	\$0.00	\$0.00	\$0.00	\$0.00
Uniforms-Education	\$2,000.00	\$0.00	\$0.00	\$0.00	\$0.00	\$0.00	\$0.00
Uniforms-Volunteer	\$4,000.00	\$100.00	\$0.00	\$0.00	\$100.00	\$0.00	\$0.00
Uniforms-Veterinary	\$600.00	\$100.00	\$0.00	\$105.36	\$100.00	\$0.00	\$105.36
Uniforms-Security	\$4,000.00	\$0.00	\$0.00	\$0.00	\$0.00	\$0.00	\$0.00
Uniforms-Visitor Services	\$5,000.00	\$0.00	\$0.00	\$2.29	\$0.00	\$0.00	\$2.29
Uniforms-Administration	\$600.00	\$0.00	\$0.00	\$0.00	\$0.00	\$0.00	\$0.00
Uniforms-Information Technology	\$100.00	\$0.00	\$0.00	\$0.00	\$0.00	\$0.00	\$0.00
Uniforms-Human Resource	\$300.00	\$0.00	\$0.00	\$3,172.34	\$0.00	\$0.00	\$3,172.34
Uniforms-Operations	\$100.00	\$0.00	\$0.00	\$0.00	\$0.00	\$0.00	\$0.00
Uniform-Teen Volunteer	\$0.00	\$0.00	\$0.00	\$0.00	\$0.00	\$0.00	\$0.00
Total Uniforms	\$43,150.00	\$200.00	\$0.00	\$4,052.09	\$200.00	\$0.00	\$4,052.09
Utilities							
Utilities Gas & Electric	\$694,000.00	\$50,000.00	47/ \$10,971.39 2/	\$10,971.39	\$50,000.00	\$10,971.39	\$10,971.39
Utilities Gas & Electric-Administration	\$0.00	\$0.00	\$0.00	\$0.00	\$0.00	\$0.00	\$0.00
Utilities Water & Sewer	\$86,500.00	\$6,000.00	\$0.00	\$0.00	\$6,000.00	\$0.00	\$0.00
Utilities Water & Sewer-Administration	\$0.00	\$0.00	\$0.00	\$0.00	\$0.00	\$0.00	\$0.00
Waste Services	\$36,000.00	\$3,000.00	\$0.00	\$2,366.65	\$3,000.00	\$0.00	\$2,366.65

Fresno's Chaffee Zoo Corporation
Income Statement
January 2019

	2019 Budget	Jan Budget	Jan Measure Z	Jan Actual	YTD Budget	YTD Measure Z	YTD Actual
Total Utilities	\$816,500.00	\$59,000.00	\$10,971.39	\$13,338.04	\$59,000.00	\$10,971.39	\$13,338.04
Other							
Miscellaneous	\$0.00	\$0.00	\$0.00	\$2,655.53	\$0.00	\$0.00	\$2,655.53
Miscellaneous-Maintenance	\$0.00	\$0.00	\$0.00	\$0.00	\$0.00	\$0.00	\$0.00
Miscellaneous-Horticulture	\$0.00	\$0.00	\$0.00	\$0.00	\$0.00	\$0.00	\$0.00
Miscellaneous-Animal	\$0.00	\$0.00	\$0.00	\$0.00	\$0.00	\$0.00	\$0.00
Miscellaneous-Marketing	\$0.00	\$0.00	\$0.00	\$0.00	\$0.00	\$0.00	\$0.00
Miscellaneous-Development	\$0.00	\$0.00	\$0.00	\$0.00	\$0.00	\$0.00	\$0.00
Miscellaneous-Education	\$0.00	\$0.00	\$0.00	\$0.00	\$0.00	\$0.00	\$0.00
Miscellaneous-Docent	\$0.00	\$0.00	\$0.00	\$0.00	\$0.00	\$0.00	\$0.00
Miscellaneous-Veterinary	\$0.00	\$0.00	\$0.00	\$0.00	\$0.00	\$0.00	\$0.00
Miscellaneous-Security	\$0.00	\$0.00	\$0.00	\$0.00	\$0.00	\$0.00	\$0.00
Miscellaneous-Visitor Services	\$0.00	\$0.00	\$0.00	\$0.00	\$0.00	\$0.00	\$0.00
Miscellaneous-Administration	\$0.00	\$0.00	\$0.00	\$0.00	\$0.00	\$0.00	\$0.00
Miscellaneous-Human Resources	\$0.00	\$0.00	\$0.00	\$0.00	\$0.00	\$0.00	\$0.00
Miscellaneous-Capital Projects	\$0.00	\$0.00	\$0.00	\$0.00	\$0.00	\$0.00	\$0.00
Planning	\$0.00	\$0.00	\$0.00	\$0.00	\$0.00	\$0.00	\$0.00
Planning-Animal	\$0.00	\$0.00	\$0.00	\$0.00	\$0.00	\$0.00	\$0.00
Planning-Capital Project	\$0.00	\$0.00	\$0.00	\$0.00	\$0.00	\$0.00	\$0.00
EIR (non MZ)	\$0.00	\$0.00	\$0.00	\$0.00	\$0.00	\$0.00	\$0.00
EIR (non MZ)-Capital Projects	\$0.00	\$0.00	\$0.00	\$0.00	\$0.00	\$0.00	\$0.00
Projects	\$0.00	\$0.00	\$0.00	\$0.00	\$0.00	\$0.00	\$0.00
Projects-Maintenance	\$0.00	\$0.00	\$0.00	\$0.00	\$0.00	\$0.00	\$0.00
Projects-Horticulture	\$0.00	\$0.00	\$0.00	\$0.00	\$0.00	\$0.00	\$0.00
Projects-Animal	\$0.00	\$0.00	\$0.00	\$0.00	\$0.00	\$0.00	\$0.00
City Reimbursement	\$0.00	\$0.00	\$0.00	\$0.00	\$0.00	\$0.00	\$0.00
Misc. Specialized Services-Capital Project	\$0.00	\$0.00	\$0.00	\$0.00	\$0.00	\$0.00	\$0.00
Grant Fulfillment	\$0.00	\$0.00	\$0.00	\$0.00	\$0.00	\$0.00	\$0.00
Grant Fulfillment-Education	\$0.00	\$0.00	\$0.00	\$0.00	\$0.00	\$0.00	\$0.00
Grant Fulfillment-Volunteer	\$0.00	\$0.00	\$0.00	\$0.00	\$0.00	\$0.00	\$0.00

Fresno's Chaffee Zoo Corporation
Income Statement
January 2019

	2019 Budget	Jan Budget	Jan Measure Z	Jan Actual	YTD Budget	YTD Measure Z	YTD Actual
Disposal Fees	\$0.00	\$0.00	\$0.00	\$0.00	\$0.00	\$0.00	\$0.00
Freight on Purchases	\$0.00	\$0.00	\$0.00	\$0.00	\$0.00	\$0.00	\$0.00
Freight on Purchases-Animal	\$0.00	\$0.00	\$0.00	\$0.00	\$0.00	\$0.00	\$0.00
Freight on Purchases-Visitor Services	\$0.00	\$0.00	\$0.00	\$0.00	\$0.00	\$0.00	\$0.00
Freight on Purchases-Administration	\$0.00	\$0.00	\$0.00	\$0.00	\$0.00	\$0.00	\$0.00
Program Expense	\$0.00	\$0.00	\$0.00	\$0.00	\$0.00	\$0.00	\$0.00
Retail (inventory related)							
Cash Over and Short	\$0.00	\$0.00	\$0.00	\$0.00	\$0.00	\$0.00	\$0.00
Cost of Merchandise Sold	\$0.00	\$0.00	\$0.00	\$0.00	\$0.00	\$0.00	\$0.00
Discounts and Adjustments	\$0.00	\$0.00	\$0.00	\$0.00	\$0.00	\$0.00	\$0.00
Inventory Change-Gift Shop	\$0.00	\$0.00	\$0.00	\$0.00	\$0.00	\$0.00	\$0.00
Loss on Disposal of Asset	\$0.00	\$0.00	\$0.00	\$0.00	\$0.00	\$0.00	\$0.00
Purchases-Merchandise	\$0.00	\$0.00	\$0.00	\$0.00	\$0.00	\$0.00	\$0.00
 Total Retail (inventory related)	 \$0.00	 \$0.00	 \$0.00	 \$0.00	 \$0.00	 \$0.00	 \$0.00
 Total Other	 \$0.00	 \$0.00	 \$0.00	 \$2,655.53	 \$0.00	 \$0.00	 \$2,655.53
Total Other Expenses	\$5,726,133.44	\$448,700.97	\$44,851.57	\$378,759.69	\$448,700.97	\$44,851.57	\$378,759.69
TOTAL EXPENSES	\$14,917,725.82	\$1,162,681.13	\$355,793.49	\$1,094,303.15	\$1,162,681.13	\$355,793.49	\$1,094,303.15

Non Operating Revenue and Expense

Non Operating Revenue							
Measure Z Operating Income	\$5,089,688.00	\$411,619.00	\$0.00	\$10.00	\$411,619.00	\$0.00	\$10.00
Measure Z Operating Income-Administrative	\$0.00	\$0.00	\$0.00	\$0.00	\$0.00	\$0.00	\$0.00
Measure Z Operating Income-Res	\$0.00	\$0.00	\$0.00	\$0.00	\$0.00	\$0.00	\$0.00
Measure Z Capital Income	\$0.00	\$0.00	\$0.00	\$0.00	\$0.00	\$0.00	\$0.00
Measure Z Capital Income-Res	\$0.00	\$0.00	\$0.00	\$0.00	\$0.00	\$0.00	\$0.00
Interest Income	\$120,000.00	\$10,000.00	\$0.00	\$10,063.43	\$10,000.00	\$0.00	\$10,063.43
Interest Income-Administration	\$0.00	\$0.00	\$0.00	\$0.00	\$0.00	\$0.00	\$0.00
Investment Income	\$0.00	\$0.00	\$0.00	\$619,649.07	\$0.00	\$0.00	\$619,649.07

Fresno's Chaffee Zoo Corporation
Income Statement
January 2019

	2019 Budget	Jan Budget	Jan Measure Z	Jan Actual	YTD Budget	YTD Measure Z	YTD Actual
Investment Gain/Loss Unrealized	\$0.00	\$0.00	\$0.00	\$0.00	\$0.00	\$0.00	\$0.00
Investment Gain/Loss Realized	\$0.00	\$0.00	\$0.00	\$0.00	\$0.00	\$0.00	\$0.00
Investment Income-Res	\$0.00	\$0.00	\$0.00	\$0.00	\$0.00	\$0.00	\$0.00
Investment Gain/Loss Unrealized-Res	\$0.00	\$0.00	\$0.00	\$0.00	\$0.00	\$0.00	\$0.00
Investment Gain/Loss Realized-Res	\$0.00	\$0.00	\$0.00	\$0.00	\$0.00	\$0.00	\$0.00
Investment Income-Perm	\$0.00	\$0.00	\$0.00	\$3,692.99	\$0.00	\$0.00	\$3,692.99
Investment Gain/Loss Unrealized-Perm	\$0.00	\$0.00	\$0.00	\$0.00	\$0.00	\$0.00	\$0.00
Investment Gain/Loss Realized-Perm	\$0.00	\$0.00	\$0.00	\$0.00	\$0.00	\$0.00	\$0.00
Interest Income-Perm	\$0.00	\$0.00	\$0.00	\$43.69	\$0.00	\$0.00	\$43.69
Board Designated Endowment Income	\$10,000.00	\$837.00	\$0.00	\$0.00	\$837.00	\$0.00	\$0.00
Board Designated Endowment Income-E	\$0.00	\$0.00	\$0.00	\$150.00	\$0.00	\$0.00	\$150.00
Total Non Operating Revenue	\$5,219,688.00	\$422,456.00	\$0.00	\$633,609.18	\$422,456.00	\$0.00	\$633,609.18
Non Operating Expense							
Depreciation Sea Lion Cove	\$0.00	\$0.00	\$0.00	\$0.00	\$0.00	\$0.00	\$0.00
Depreciation - Utilities	\$0.00	\$0.00	\$0.00	\$0.00	\$0.00	\$0.00	\$0.00
Depreciation - African Adventure	\$0.00	\$0.00	\$0.00	\$0.00	\$0.00	\$0.00	\$0.00
Bank Fees-Measure Z	\$0.00	\$0.00	\$0.00	\$0.00	\$0.00	\$0.00	\$0.00
Bank Fees-Measure Z-Administration	\$0.00	\$0.00	\$0.00	\$10.00	\$0.00	\$0.00	\$10.00
Total Non Operating Expense	\$0.00	\$0.00	\$0.00	(\$10.00)	\$0.00	\$0.00	(\$10.00)
Total Non Operating Revenue and Expense	\$5,219,688.00	\$422,456.00	\$0.00	\$633,599.18	\$422,456.00	\$0.00	\$633,599.18
BEGINNING FUND BALANCE	\$82,976,338.18	\$82,976,338.18	(\$14,427,233.38)	\$82,976,338.18	\$82,976,338.18	(\$14,427,233.38)	\$82,976,338.18
NET SURPLUS/(DEFICIT)	\$1,778,857.18	(\$246,899.13)	(\$355,793.49)	\$14,306.21	(\$246,899.13)	(\$355,793.49)	\$14,306.21
ENDING FUND BALANCE	\$84,755,195.36	\$82,729,439.05	(\$14,783,026.87)	\$82,990,644.39	\$82,729,439.05	(\$14,783,026.87)	\$82,990,644.39

Fresno's Chaffee Zoo Corporation
General Ledger Report
January 2019

Date	Trans.	Journal	Reference	Debit Amount	Credit Amount	Balance
1-5003-03						
Account:	1-5003-03 (Animal Feed-Animal)					
01/01/2019			<i>Account Beginning Balance</i>			\$0.00
01/01/2019	12702-316	Accounts Payable	Golden State Bait, Inc.-Fish	\$69.80		
01/02/2019	12702-398	Accounts Payable	Valley Produce, Inc.-Produce	\$47.25		
01/02/2019	12760-20	Accounts Payable	Central Fish-Fish	\$193.86		
01/02/2019	12760-23	Accounts Payable	Central Fish-Fish	\$40.30		
01/07/2019	12765-9	Accounts Payable	Bassett's Cricket Ranch, Inc.-King Mealworms	\$128.75		
01/07/2019	12765-11	Accounts Payable	Valley Produce, Inc.-Produce	\$76.00		
01/08/2019	12765-13	Accounts Payable	Valley Produce, Inc.-Produce	50/ \$1,982.20		
01/10/2019	12709-234	Accounts Payable	Central Fish-Fish	\$258.48		
01/10/2019	12709-235	Accounts Payable	Central Fish-Fish	\$37.79		
01/11/2019	12765-25	Accounts Payable	Hay Company-Supplies & Feed	51/ \$5,256.97		
01/14/2019	12749-101	Accounts Payable	Bassett's Cricket Ranch, Inc.-King Mealworms	\$132.75		
01/15/2019	12749-109	Accounts Payable	Golden State Bait, Inc.-Fish	\$89.60		
01/15/2019	12765-38	Accounts Payable	Valley Produce, Inc.-Produce	52/ \$1,965.95		
01/16/2019	12760-59	Accounts Payable	Valley Produce, Inc.-Produce	\$18.25		
01/16/2019	12760-60	Accounts Payable	Layne Laboratories, Inc.-Frozen Mice	53/ \$2,468.13		
01/18/2019	12765-62	Accounts Payable	Valley Produce, Inc.-Produce	\$146.50		
01/21/2019	12760-72	Accounts Payable	Bassett's Cricket Ranch, Inc.-Crickets & Worms	\$129.50		
01/22/2019	12760-74	Accounts Payable	Valley Produce, Inc.-Produce	54/ \$1,819.15		
01/23/2019	12765-89	Accounts Payable	Central Fish-Fish	\$193.86		
01/23/2019	12765-90	Accounts Payable	Central Fish-Fish	\$37.79		
01/24/2019	12765-102	Accounts Payable	Valley Produce, Inc.-Produce	\$109.00		
01/25/2019	12765-119	Accounts Payable	Hay Company-Feed & Supplies	55/ \$5,682.36		
01/28/2019	12760-105	Accounts Payable	Bassett's Cricket Ranch, Inc.-King Mealworms	\$85.00		
01/29/2019	12813-1020	Accounts Payable	Golden State Bait, Inc.-Fish	\$89.60		
01/29/2019	12813-1022	Accounts Payable	Valley Produce, Inc.-Produce	56/ \$1,485.15		
			<i>Account Subtotals</i>	\$22,543.99	\$0.00	
01/31/2019			<i>Account Net Change</i>			\$22,543.99
01/31/2019			<i>Account Ending Balance</i>			\$22,543.99 16/

1-5059-03
Account: 1-5059-03 (Exhibit Renovations-Animal)

01/01/2019 *Account Beginning Balance* \$0.00

Fresno's Chaffee Zoo Corporation
General Ledger Report
January 2019

Date	Trans.	Journal	Reference	Debit Amount	Credit Amount	Balance
Account: 1-5059-03 (Exhibit Renovations-Animal)						
01/31/2019			Account Net Change			\$0.00
01/31/2019			Account Ending Balance			<u>\$0.00</u>
1-5080-03						
Account: 1-5080-03 (Benefits-Animal)						
01/01/2019			Account Beginning Balance			\$0.00
01/01/2019	12702-337	Accounts Payable	Sun Life Financial-Life Insurance Premium-January	\$705.02		
01/01/2019	12702-397	Accounts Payable	United Healthcare of Californi-January 2019-Medical, Dental &	\$40,969.82		
01/04/2019	12695-45	Payroll	HSA Employer Contribution	\$38.46		
01/04/2019	12695-48	Payroll	HSA Employer Contribution	\$615.36		
01/04/2019	12695-54	Payroll	Dual Coverage Surcharge		\$50.00	
01/04/2019	12695-105	Payroll	Missed ER HSA Contributions - L.Myers		\$38.46	
01/04/2019	12812-12	Journal Entry	Reclassify department: Animal to Birdshow pr		\$38.46	
01/11/2019	12700-3	Journal Entry	HSA ER Contribution Deposit - L. Myers	\$38.46		
01/18/2019	12712-45	Payroll	HSA Employer Contribution	\$38.46		
01/18/2019	12712-48	Payroll	HSA Employer Contribution	\$576.90		
01/18/2019	12712-54	Payroll	Dual Coverage Surcharge		\$50.00	
01/25/2019	12812-106	Journal Entry	Reclassify department: Animal to Birdshow sl & uhc		\$1,114.42	
			Account Subtotals	<u>\$42,982.48</u>	<u>\$1,291.34</u>	
01/31/2019			Account Net Change			<u>\$41,691.14</u>
01/31/2019			Account Ending Balance			<u>\$41,691.14</u> 12/
1-5080-10						
Account: 1-5080-10 (Benefits-Veterinary)						
01/01/2019			Account Beginning Balance			\$0.00
01/01/2019	12702-334	Accounts Payable	Sun Life Financial-Life Insurance Premium-January	\$93.78		
01/01/2019	12702-394	Accounts Payable	United Healthcare of Californi-January 2019-Medical, Dental &	\$4,858.51		
01/04/2019	12695-49	Payroll	HSA Employer Contribution	\$76.92		
01/18/2019	12712-49	Payroll	HSA Employer Contribution	\$76.92		
			Account Subtotals	<u>\$5,106.13</u>	<u>\$0.00</u>	
01/31/2019			Account Net Change			<u>\$5,106.13</u>
01/31/2019			Account Ending Balance			<u>\$5,106.13</u> 14/

Fresno's Chaffee Zoo Corporation
General Ledger Report
January 2019

Date	Trans.	Journal	Reference	Debit Amount	Credit Amount	Balance
1-5094-03						
Account: 1-5094-03 (LSS Repairs and Replacements-Animals)						
01/01/2019			Account Beginning Balance			\$0.00
01/31/2019			Account Net Change			\$0.00
01/31/2019			Account Ending Balance			<u>\$0.00</u>
1-5131-03						
Account: 1-5131-03 (Payroll Taxes-Animal)						
01/01/2019			Account Beginning Balance			\$0.00
01/04/2019	12695-63	Payroll	Payroll Taxes	\$583.36		
01/04/2019	12695-69	Payroll	Payroll Taxes	\$6,714.20		
01/04/2019	12812-14	Journal Entry	Reclassify department: Animal to Birdshow pr		\$143.06	
01/18/2019	12712-63	Payroll	Payroll Taxes	\$581.78		
01/18/2019	12712-69	Payroll	Payroll Taxes	\$6,663.32		
			Account Subtotals	<u>\$14,542.66</u>	<u>\$143.06</u>	
01/31/2019			Account Net Change			<u>\$14,399.60</u>
01/31/2019			Account Ending Balance			<u>\$14,399.60</u> 12/
1-5131-10						
Account: 1-5131-10 (Payroll Taxes-Veterinary)						
01/01/2019			Account Beginning Balance			\$0.00
01/04/2019	12695-70	Payroll	Payroll Taxes	\$841.34		
01/18/2019	12712-70	Payroll	Payroll Taxes	\$843.53		
			Account Subtotals	<u>\$1,684.87</u>	<u>\$0.00</u>	
01/31/2019			Account Net Change			<u>\$1,684.87</u>
01/31/2019			Account Ending Balance			<u>\$1,684.87</u> 14/
1-5151-03						
Account: 1-5151-03 (Repairs and Replacements-Animal)						

Fresno's Chaffee Zoo Corporation
General Ledger Report
January 2019

Date	Trans.	Journal	Reference	Debit Amount	Credit Amount	Balance
Account: 1-5151-03 (Repairs and Replacements-Animal)						
01/01/2019			Account Beginning Balance			\$0.00
01/04/2019	12765-5	Accounts Payable	Cook's Communication-Radio repair	\$256.82		
01/21/2019	12813-1006	Accounts Payable	Cromer Equipment-door repair	46/ \$4,966.32		
			Account Subtotals	\$5,223.14	\$0.00	
01/31/2019			Account Net Change			\$5,223.14
01/31/2019			Account Ending Balance			\$5,223.14 33/
1-5153-03						
Account: 1-5153-03 (Retirement Contribution-Animal)						
01/01/2019			Account Beginning Balance			\$0.00
01/04/2019	12695-20	Payroll	1/4/2019 retirement match	\$62.85		
01/04/2019	12695-25	Payroll	1/4/2019 retirement match	\$2,403.04		
01/18/2019	12712-20	Payroll	1/18/2019 retirement match	\$62.85		
01/18/2019	12712-25	Payroll	1/18/2019 retirement match	\$2,422.98		
			Account Subtotals	\$4,951.72	\$0.00	
01/31/2019			Account Net Change			\$4,951.72
01/31/2019			Account Ending Balance			\$4,951.72 12/
1-5153-10						
Account: 1-5153-10 (Retirement Contribution-Veterinary)						
01/01/2019			Account Beginning Balance			\$0.00
01/04/2019	12695-26	Payroll	1/4/2019 retirement match	\$256.03		
01/18/2019	12712-26	Payroll	1/18/2019 retirement match	\$256.83		
			Account Subtotals	\$512.86	\$0.00	
01/31/2019			Account Net Change			\$512.86
01/31/2019			Account Ending Balance			\$512.86 14/
1-5165-03						
Account: 1-5165-03 (Salaries-Animal)						

Fresno's Chaffee Zoo Corporation

General Ledger Report

January 2019

Date	Trans.	Journal	Reference	Debit Amount	Credit Amount	Balance
Account: 1-5165-03 (Salaries-Animal)						
01/01/2019			Account Beginning Balance			\$0.00
01/04/2019	12695-2	Payroll	Salaries	\$7,625.37		
01/04/2019	12695-8	Payroll	Salaries	\$88,369.82		
01/04/2019	12812-10	Journal Entry	Reclassify department: Animal to Birdshow pr		\$1,920.00	
01/18/2019	12712-2	Payroll	Salaries	\$7,604.78		
01/18/2019	12712-8	Payroll	Salaries	\$87,673.56		
			Account Subtotals	\$191,273.53	\$1,920.00	
01/31/2019			Account Net Change			\$189,353.53
01/31/2019			Account Ending Balance			\$189,353.53 12/
1-5165-10						
Account: 1-5165-10 (Salaries-Veterinary)						
01/01/2019			Account Beginning Balance			\$0.00
01/04/2019	12695-9	Payroll	Salaries	\$11,071.36		
01/18/2019	12712-9	Payroll	Salaries	\$11,099.85		
			Account Subtotals	\$22,171.21	\$0.00	
01/31/2019			Account Net Change			\$22,171.21
01/31/2019			Account Ending Balance			\$22,171.21 14/
1-5191-00						
Account: 1-5191-00 (Utilities Gas & Electric)						
01/01/2019			Account Beginning Balance			\$0.00
01/05/2019	12709-226	Accounts Payable	P G & E-Service from 01/01/19-01/04/19	58/ \$5,122.61		
01/05/2019	12709-228	Accounts Payable	P G & E-Service from 01/01/19-01/05/19	60/ \$2,428.45		
01/22/2019	12760-76	Accounts Payable	P G & E-Services from 1/1-1/21/19	\$588.08		
01/23/2019	12760-80	Accounts Payable	P G & E-Services from 1/1-1/22/18	62/ \$2,227.30		
01/23/2019	12760-82	Accounts Payable	P G & E-Services from 1/1-1/22/19	\$604.95		
			Account Subtotals	\$10,971.39	\$0.00	
01/31/2019			Account Net Change			\$10,971.39
01/31/2019			Account Ending Balance			\$10,971.39 39/

Fresno's Chaffee Zoo Corporation
General Ledger Report
January 2019

Date	Trans.	Journal	Reference	Debit Amount	Credit Amount	Balance
1-5200-03						
Account: 1-5200-03 (Workers Comp-Animal)						
01/01/2019			<i>Account Beginning Balance</i>			\$0.00
01/01/2019	12749-68	Accounts Payable	State Compensation Insurance F-January Workers Comp	\$803.50		
01/01/2019	12749-74	Accounts Payable	State Compensation Insurance F-January Workers Comp	\$8,358.58		
01/04/2019	12695-81	Payroll	Workers Comp	\$703.23		
01/04/2019	12695-87	Payroll	Workers Comp	\$7,988.95		
01/04/2019	12812-16	Journal Entry	Reclassify department: Animal to Birdshow pr		\$177.41	
01/18/2019	12712-81	Payroll	Workers Comp	\$699.80		
01/18/2019	12712-87	Payroll	Workers Comp	\$7,922.87		
01/31/2019	12814-26	Journal Entry	Reclassify State Comp Insurance Fund 1 of 12	\$1,270.54		
01/31/2019	12814-34	Journal Entry	Reclassify State Comp Insurance Fund 1 of 12	\$122.14		
			<i>Account Subtotals</i>	\$27,869.61	\$177.41	
01/31/2019			<i>Account Net Change</i>			\$27,692.20
01/31/2019			<i>Account Ending Balance</i>			<u>\$27,692.20</u> 12/
1-5200-10						
Account: 1-5200-10 (Workers Comp-Veterinary)						
01/01/2019			<i>Account Beginning Balance</i>			\$0.00
01/01/2019	12749-62	Accounts Payable	State Compensation Insurance F-January Workers Comp	\$1,154.80		
01/04/2019	12695-88	Payroll	Workers Comp	\$1,023.10		
01/18/2019	12712-88	Payroll	Workers Comp	\$1,025.23		
01/31/2019	12814-40	Journal Entry	Reclassify State Comp Insurance Fund 1 of 12	\$175.53		
			<i>Account Subtotals</i>	\$3,378.66	\$0.00	
01/31/2019			<i>Account Net Change</i>			\$3,378.66
01/31/2019			<i>Account Ending Balance</i>			<u>\$3,378.66</u> 14/
1-5202-03						
Account: 1-5202-03 (Water Quality Supplies-Animal)						
01/01/2019			<i>Account Beginning Balance</i>			\$0.00
01/07/2019	12813-990	Accounts Payable	Stanislaus Farm Supply-Salt	64/\$4,973.86		
3/1/2019 5:47:43 PM						Page 6

Fresno's Chaffee Zoo Corporation
General Ledger Report
January 2019

Date	Trans.	Journal	Reference	Debit Amount	Credit Amount	Balance
Account:	1-5202-03 (Water Quality Supplies-Animal)					
01/11/2019	12765-26	Accounts Payable	Hach Company, Inc.-Water Quality Supplies	<u>66/\$1,139.19</u>		
			<i>Account Subtotals</i>	\$6,113.05	\$0.00	
01/31/2019			<i>Account Net Change</i>			\$6,113.05
01/31/2019			<i>Account Ending Balance</i>			<u>\$6,113.05</u> 38/
01/01/2019					<i>Grand Total Beginning Balance</i>	\$0.00
01/31/2019					<i>Grand Total Net Change</i>	<u>\$355,793.49</u>
01/31/2019					<i>Grand Total Ending Balance</i>	<u>\$355,793.49</u> 2/

VALLEY PRODUCE, INC.

P.O. BOX 11664, FRESNO, CALIFORNIA 93774
e-mail: valleypro@comcast.net

Sold to Ireano Chaffee Zoo
PHONE (559) 237-3328
FAX (559) 237-5611

Date 1-8-19

No. C 2508939

QUAN.	ITEM	PRICE	AMOUNT	QUAN.	ITEM	PRICE	AMOUNT	QUAN.	ITEM	PRICE	AMOUNT
	Broccoli Florets										
X 9	BROCCOLI Crown/18ct	1350	X 2	EGGS 15/doz	400	X 5	CARROTS 50#/-25#	1325			
	CAULIFLOWER		X 1	Yogurt	450		Grabits 100/200 ct				
	CELERY		X 2	KALE	5700		48/1# Carrot				
	CABBAGE white		X 5	LEEEKS	1250		Baby Carrot				
	CABBAGE red		X 15	CORN	1125		Pinto Beans #100				
	CILANTRO			HERBS		X 8	Froz Veggies	3800			
	SPRING MIX 3#			Basil			J. Yel. Onions				
X 2	Brussels Sprouts	6950	X 2	Jello Sugar Free	500		Red Onions				
	LETTUCE			Mint		X 1	Froz Corn	475			
X 4	Green Leaf	7800		Rosemary			Potatoes				
X 3	Red Leaf	7150		Thyme very small			10/5 Russet				
X 20	Romaine	38000	X 3	Pack Cat Food	375		5/10 Russet				
	SPINACH 2 1/2 #		X 5	Apples 80 lbs	13000		Ctn. Russet				
	EGGPLANT			Apples			Red Potatoes sz				
X 1	Turnip Greens	2975		Apples Sliced 100/200		X 1	BAG Beets	1875			
	PARSLEY Flat / Curly					X 4	YAMS Med/ Jumbo	7600			
X 2	Collard Greens	8600	X 30	Oranges	8900		Jicama				
	GREEN ONIONS			Lemons		X 3	Sweet Potatoes	7350			
	RADDISH			Limes		X 15	CUCUMBERS	750			
X 10	GREEN BEANS	1500	X 5	Banana's	11500	X 2	Butternut Squash	400			
	ASPARAGUS			Raspberries		X 2	SQUASH ACORN	400			
X 6	Bell Distilled White	1950	X 6	Blueberries	1500	X 2	Med. I.T. Squash	4200			
X 10	BELL PEPPER Green	3100		Blackberries		X 10	Yellow Squash	2500			
	BELL PEPPER Red		X 10	GRAPES Red	2900	X 2	Speq. Squash	400			
	Chili Jalapeno			GRAPES Lunch Bunch		X 3	Avocado (Ripe)	450			
	Chili Tomatillo		X 2	Kiwi	300		Avocado (Firm)				
	Chili Long Grn/Pasilla		X 1	Mango's	550		Garlic (5#Peeled)				
X 2	Chard Swiss	4200		Nectarines			Garlic -(Whole)				
	Alfalfa Sprouts 1#/4oz		X 2	Papaya	500	X 1	Endive Bulb	3775			
	Bean Sprouts			Peach		X 1	TOMATOES 1L	3250			
	Cole Slaw(white cabbage)			Pear			ROMA TOMATOES				
	Cabbage Shred Red		X 2	Pineapple	600		GRAPE TOMATOES				
X 4	Carrot Shred / Coin	520	X 3	Plum	450		CHERRY TOMATOES				
	Carrot Sticks 2/4		X 4	Strawberry	2000	X 1	Turnip 25'	2900			
	Celery Sticks 2/4		X 6	Coconuts	900	X 1	Red Potatoes Fruit Punch	1250			
	Yel. Onions Sliced/Diced			MELON			MUSHROOMS (sliced)				
	Red Onions Sliced/Diced		X 2	Cantaloupe	800		Button Mushroom				
	Tossed Salad / SC			Honeydew		X 10	Medium Mushroom	2300			
	Shred Lettuce			Watermelon #			Portabella Mushroom				
	Cabbage/Romaine Blend						12/8 oz. Mushroom				

ORDER FILLED BY

DELIV. BY

REC'D ON GOOD ORDER BY

CO.

TOTAL

THANK YOU

TERMS: NET CASH - A FINANCE CHARGE OF 1 1/2 % PER MONTH (18% PER YEAR) WILL BE CHARGED ON PAST DUE ACCOUNTS.
ALL CLAIMS FOR RETURN OF GOODS MUST BE MADE WITHIN 24 HOURS AFTER RECEIPT OF MERCHANDISE.

1-5003034

Sod by Mrs. & Child

VALLEY PRODUCE, INC.

P.O. BOX 11664, FRESNO, CALIFORNIA 93774
e-mail: valleypro@comcast.net

Sold to

Fresno Chaffee Zoo Date *1-15-19*

PHONE (559) 237-3328

FAX (559) 237-5611

No. C 2508997

QUAN.	ITEM	PRICE	AMOUNT	QUAN.	ITEM	PRICE	AMOUNT	QUAN.	ITEM	PRICE	AMOUNT
	Broccoli Florets										
X (9)	BROCCOLI Crown /18ct	1350		X (6)	EGGS 15 doz	1200		X 4	CARROTS (50#) 25#	100	
	CAULIFLOWER			X (1)	QT Flav Yogurt	450			Grabits 100/200 ct		
	CELERY			X (1)	KALE	2850			48/1# Carrot		
	CABBAGE white			X (5)	LEEEKS	1375			Baby Carrot		
	CABBAGE red				CORN				Pinto Beans #100		
	CILANTRO				HERBS			X (1)	7roz Corn	475	
	SPRING MIX 3#				Basil				J. Yel. Onions		
X 1 case	Murnip Greens 24/100				Chives				Red Onions		
	LETTUCE				Mint			X (8)	7roz. Veggies	3800	
X 4 case	Green Leaf	98			Rosemary				Potatoes		
X 3 case	Red Leaf	7350			Thyme				10/5 Russet		
X 21 case	Romaine	38850		X 2	Grapefruit	240			5/10 Russet		
	SPINACH 2 1/2 #			X 5	Apples 12 lb	13750			Ctn. Russet		
	EGGPLANT				Apples				Red Potatoes sz		
X 1 case	Catnip	3075			Apples Sliced 100/200			X 2	Swiss Chard	3800	
	PARSLEY Flat / Curly			X 1	Dried Fig	3800		X 5 case	YAMS (Med) Jumbo	115	
				X 3 case	Oranges	6900			Jicama		
	GREEN ONIONS			X 1#	Lemons 1#	120		X 3 case	(J) Sweet Potato	8250	
	RADDISH				Limés			X 15	CUCUMBERS	1200	
X 10#	GREEN BEANS	2000		X 5	Banana's	11500		X (2)	Squash Scursh	300	
	ASPARAGUS				Raspberries			X (1)	SQUASH ACORN	1200	
X 2 case	Dandelion Greens	6950		X (6)	Blueberries	1400		X 1 case	Med. I.T. Squash	2700	
X 10 case	BELL PEPPER Green	2900			Blackberries				Yellow Squash		
	BELL PEPPER Red				GRAPES Red			X 2 case	Collard Greens	9000	
	Chili Jalapeno				GRAPES Lunch Bunch			X (3)	Avocado (Ripe)	450	
	Chili Tomatillo			X 2#	Kiwi	660			Avocado (Firm)		
	Chili Long Grn/Pasilla			X 1 case	Mango's	1150			Garlic (5# Peeled)		
X 1 case	Curly Endive	375			Nectarines				Garlic (Whole)		
	Alfalfa Sprouts 1#/4oz			X (3)	Papaya	1725		X 1	Box OATmeal	650	
	Bean Sprouts				Peach			X 12	TOMATOES	1700	
	Cole Slaw (white cabbage)			X 10 case	Pear	2700			ROMA TOMATOES		
	Cabbage Shred Red			X (2)	Pineapple	700			GRAPE TOMATOES		
X 4#	Carrot Shred / Coin	480		X 2#	Plum	450			CHERRY TOMATOES		
	Carrot Sticks 2/4			X (4)	Strawberry	1800					
	Celery Sticks 2/4			50#	Mix Nut (in Shell)	7000		X 1	(BAD) Vegetable Oil	950	
	Yel. Onions Sliced/Diced				MELON				MUSHROOMS (sliced)		
	Red Onions Sliced/Diced			X (7)	Cantaloupe	2450			Button Mushroom		
	Tossed Salad / SC			X (2)	Honeydew	1000		X 10#	Medium Mushroom	2450	
	Shred Lettuce			X (5)	Watermelon #	400			Portabella Mushroom		
	Cabbage/Romaine Blend								12/8 oz. Mushroom		

ORDER FILLED BY

DELIV. BY

REC'D IN GOOD ORDER BY

G.D.D.

TOTAL

THANK YOU 431

TERMS: NET CASH - A FINANCE CHARGE OF 1 1/2 % PER MONTH (18% PER YEAR) WILL BE CHARGED ON PAST DUE ACCOUNTS.
ALL CLAIMS FOR RETURN OF GOODS MUST BE MADE WITHIN 24 HOURS AFTER RECEIPT OF MERCHANDISE

ALL FOOD

2-12-19 17503-000

LayneLabs

Natural Diets For Pets & Wildlife

4303 Huasna Rd.
Arroyo Grande, CA 93420

INVOICE

DATE 1/16/2019

INVOICE 143658

CUSTOMER

Chaffee Zoo
894 W. Belmont Ave.
Fresno, CA 93728

PHONE

TRACKING

785031233049

ORDER REF

TERMS

Net 030

ORDERED	SKU	DESCRIPTION	RATE	EXTENDED
1,000	MF2000	Frozen Mice - Large Pinkies	0.30	300.00
2,000	MF5000	Frozen Mice - Hoppers	0.55	1,100.00
200	RF04000	Frozen Rats - Small	1.75	350.00
50	RF06000	Frozen Rats - Medium	2.25	112.50
100	RF08000	Frozen Rats - Large	2.75	275.00
3	LAYNE LAB...	Freight	54.99	164.97



LayneLabs.com
Orders@LayneLabs.com
805-474-1354

Subtotal: \$2,302.47

Sales Tax: (7.75%) \$165.66

Total Cost: \$2,468.13

Payments: \$0.00

BALANCE DUE: \$2,468.13 **43/**

1-5003-03A
2-2-19

VALLEY PRODUCE, INC.

P.O. BOX 11664, FRESNO, CALIFORNIA 93774
e-mail: valleypro@comcast.net

Sold to Inesno Chaffee 200 Date 1-22-19
PHONE (559) 237-3328
FAX (559) 237-5611
No. C 2510430

QUAN.	ITEM	PRICE	AMOUNT	QUAN.	ITEM	PRICE	AMOUNT	QUAN.	ITEM	PRICE	AMOUNT
	Broccoli Florets										
X (9)	BROCCOLI Crown (18ct)		1300	X (8)	EGGS 15/doz	1600	12800	X 5	CARROTS 50# 1.25#	2600	13000
X (3)	CAULIFLOWER		600	X (2)	Qt Yogurt	900			Grabits 100/200 ct		
	CELERY			X 2	KALE 2 cases	3750	7500		48/1# Carrot		
	CABBAGE white			X (5)	LEEEKS	1250			Baby Carrot		
	CABBAGE red			X (10)	CORN	700			Pinto Beans #100		
	CILANTRO				HERBS			X (8)	Mixed Veggies Frozen	3800	
	SPRING MIX 3#				Basil				J. Yel. Onions		
X 1	Swiss Chard	2600			Chives				Red Onions		
	LETTUCE				Mint			X 1	Froz Corn	475	
X 4	Green Leaf	2400	9600		Rosemary				Potatoes		
X 2	Red Leaf	2600	5200		Thyme				10/5 Russet		
X 16	Romaine	2100	33600	X (4)	Grapefruit	360			5/10 Russet		
	SPINACH 2 1/2 #			X 5	Apples 80 Fuji	2880	14400		Ctn. Russet		
	EGGPLANT				Apples				Red Potatoes sz		
X 1	Case Cactus	275			Apples Sliced 100/200			X 2	Case Chard Swiss	2100	4200
	PARSLEY Flat / Curly							X 3	YAMS (Med) Jumbo	2400	7200
X 2	Case Collard Greens	4300	8600	X 2	Oranges	2300	4600		Jicama		
	GREEN ONIONS			X 1	Lemons	130		X 1	25# Beets	1900	
	RADDISH				Limes			X 15	CUCUMBERS	3500	
X 10	GREEN BEANS	1000	10000	X 30	Banana's	2300	6900	X 2	Case FB Sweet Potato	2700	5400
	ASPARAGUS				Raspberries				SQUASH		
X 2	Dandelion Greens	3400	6800	X (6)	Blueberries	1200		X 1	Med. I.T. Squash	3000	
X 1	BELL PEPPER Green	3200			Blackberries				Yellow Squash		
	BELL PEPPER Red			X 1	GRAPES Red	3700		X (5)	Baby Food 2 Bananas	175	
	Chili Jalapeno				GRAPES Lunch Bunch			X (3)	Avocado (Ripe)	450	
	Chili Tomatillo			X 2	# Kiwi	300			Avocado (Firm)		
	Chili Long Grn/Pasilla			X 1	Mango's	1800			Garlic (5# Peeled)		
X 1	Case Curly Endive	385			Nectarines				Garlic -(Whole)		
	Alfalfa Sprouts 1#/4oz			X (6)	Papaya	1800			< NO Stone Fruit >		
	Bean Sprouts				Peach			X 1	TOMATOES LL	2900	
	Cole Slaw (white cabbage)				Pear				ROMA TOMATOES		
	Cabbage Shred Red			X (2)	Pineapple	600			GRAPE TOMATOES		
X 4	Carrot Shred / Coin	600			Plum				CHERRY TOMATOES		
	Carrot Sticks 2/4			X (4)	Strawberry	1600		X 1	Habanero Punch	1250	
	Celery Sticks 2/4							X 1	Antonioli Lemon Lime	1350	
	Yel. Onions Sliced/Diced				MELON				MUSHROOMS (sliced)		
	Red Onions Sliced/Diced			X (3)	Cantaloupe	1050			Button Mushroom		
	Tossed Salad / SC				Honeydew			X 20	Medium Mushroom	2300	4600
	Shred Lettuce				Watermelon #100				Portabella Mushroom		
	Cabbage/Romaine Blend			15	Summer Squash				12/8 oz. Mushroom		

ORDER FILLED BY

DELIV. BY

REC'D IN GOOD ORDER

TOTAL

TERMS: NET CASH - A FINANCE CHARGE OF 1 1/2 % PER MONTH (18% PER YEAR) WILL BE CHARGED ON PAST DUE ACCOUNTS.
ALL CLAIMS FOR RETURN OF GOODS MUST BE MADE WITHIN 24 HOURS AFTER RECEIPT OF MERCHANDISE

THANK YOU

1-5003-030

#5682.36
1-5003-03

VALLEY PRODUCE, INC.

P.O. BOX 11664, FRESNO, CALIFORNIA 93774
e-mail: valleypro@comcast.net

Sold to Fresno Chaffin Zoo
PHONE (559) 237-3328
FAX (559) 237-5611

Date 1-29-19

No. C 2510894

✓	QUAN.	ITEM	PRICE	AMOUNT	✓	QUAN.	ITEM	PRICE	AMOUNT	✓	QUAN.	ITEM	PRICE	AMOUNT
		Broccoli Florets												
X	(9)	BROCCOLI Crown 1/8ct	1440	X	(6)	EGGS 18/doz	1200	X	4	CARROTS 50#	250	1000		
X	(3)	CAULIFLOWER	750	X	(1)	QT Yogurt	400			Grabits 100/200 ct				
		CELERY		X	1 case	KALE	3700			48/1# Carrot				
		CABBAGE white		X	(5)	LEEEKS	1500			Baby Carrot				
		CABBAGE red				CORN				Pinto Beans #100				
		CILANTRO				HERBS		X	1	Turnip 25"		2875		
		SPRING MIX 3#				Basil				J. Yel. Onions				
X	1	One Carton	2675			Chives				Red Onions				
		LETTUCE				Mint		X	(6)	Froz Vegetables		2850		
X	3 case	Green Leaf	6450			Rosemary				Potatoes				
X	2 case	Red Leaf	4300			Thyme				10/5 Russet				
X	5 case	Romaine	10750			Apples 80 bag	10800			5/10 Russet				
		SPINACH 2 1/2 #		X	4	Apples				Ctn. Russet				
		EGGPLANT				Apples Sliced 100/200		X	(1)	Froz Corn		475		
		PARSLEY Flat / Curly		X	1 case	Endive Curly	3875	X	3 case	JAMS (Med) Jumbo		7200		
X	2 case	Turnip Greens	5150	X	1	Oranges	2400	X	2 case	5# Sweet Potato		4800		
		GREEN ONIONS				Lemons		X	(1)	Butternut		800		
		RADDISH				Limes		X	15#	CUCUMBERS		1200		
X	10#	GREEN BEANS	1500	X	4	Banana's	9600	X	(1)	Spey Squash		200		
		ASPARAGUS				Raspberries		X	(1)	SQUASH ACORN		200		
X	2 case	Collard Greens	8100	X	(6)	Blueberries	1100	X	1 case	Med. I.T. Squash		1900		
X	1 case	BELL PEPPER Green	3300			Blackberries				Yellow Squash				
		BELL PEPPER Red		X	1	GRAPES Red	4300							
		Chili Jalapeno				GRAPES Lunch Bunch		X	(3)	Avocado (Ripe)		600		
		Chili Tomatillo		X	2#	Kiwi	300			Avocado (Firm)				
		Chili Long Grn/Pasilla		X	1 case	Mango's	1800			Garlic (5#Peeled)				
X	2 case	Swiss Chard	3750			Nectarines	750			Garlic -(Whole)				
		Alfalfa Sprouts 1#4oz		X	(2)	Papaya								
		Bean Sprouts				Peach		X	12#	TOMATOES		1150		
		Cole Slaw(white cabbage)		X	1 case	Pear	2950			ROMA TOMATOES				
		Cabbage Shred Red		X	(2)	Pineapple	600			GRAPE TOMATOES				
X	4#	Carrot (Shred) 1 Ctn	400			Plum				CHERRY TOMATOES				
		Carrot Sticks 2/4		X	(4)	Strawberry	1800	X	1	NON FLAVORED APPLE Sauce		475		
		Celery Sticks 2/4				3# Stone Fruit		X	1	BOX PASTA		300		
		Yel. Onions Sliced/Diced				MELON				MUSHROOMS(sliced)				
		Red Onions Sliced/Diced		X	(10)	Cantaloupe	3000			Button Mushroom				
		Tossed Salad / SC		X	(2)	Honeydew	800	X	10#	Medium Mushroom		2450		
		Shred Lettuce		X	(10)	Watermelon #	1100			Portabella Mushroom				
		Cabbage/Romaine Blend								12/8 oz. Mushroom				

ORDER FILLED BY

DELIV. BY

REC'D IN GOOD ORDER BY

TOTAL

148515

43/

TERMS: NET CASH - A FINANCE CHARGE OF 1 1/2 % PER MONTH (18% PER YEAR) WILL BE CHARGED ON PAST DUE ACCOUNT.
ALL CLAIMS FOR RETURN OF GOODS MUST BE MADE WITHIN 24 HOURS AFTER RECEIPT OF MERCHANDISE.

THANK YOU

1-5003-03 17

2-23-19

Corporate:
East Bay Clarklift, Inc. (dba)
Cromer Material Handling
4701 Oakport Street
Oakland, CA 94601

3939 West Capitol Avenue, Suite A, West Sacramento, CA 95691 916-371-2004
1813 Moffat Blvd, Manteca, CA 95336 209-465-8987
4646 East Jensen, Fresno, CA 93725 (800) 464-3225 559-268-6621
4608 Saco Rd., Bakersfield, CA 93308 (800) 640-6175 661-393-2460
1205 South Blosser Rd., Santa Maria, CA 93454 (800) 237-4957 805-922-1767
Oakland West Sacramento Manteca Fresno Bakersfield & Santa Maria



JAN 23 2019

SALES • RENTALS • SERVICE PARTS • ASK ABOUT OUR SAFETY TRAINING CLASS AND P.M. SERVICE www.cromer.com

Mail Remittance To: Cromer Material Handling*P O Box 14338 Oakland, CA 94614-2388 TERMS: NET 10 DAYS

Account#	Work Ord	Br	Sls	W O R K O R D E R		Date	Invoice #	Page
GL114039	8116347	029	G3	I N V O I C E		01-21-19	29000272	1

Sold To: 000
FRESNO CHAFFEE ZOO
894 W. BELMONT AVENUE
FRESNO CA 93728

Ship To:
FRESNO CHAFFEE ZOO
894 W. BELMONT AVENUE
FRESNO CA 93728
Ship Via:

Purchase order	Date	Job Number	Job Contact
	12-26-18		

Seg# 000 Mfr: Model: S/N: Equip ID: Meter: 0

CHECK AND REPAIR 3 DOORS
#1 BOTH ARMS BENT CURVED AND STRAIGHT (REPLACE)
#2 RPM SENSOR BAD. ORDER 2 NEW SENSORS
FOOD GUIDE CAME LOOSE
REDRILL GUIDE AND REMOUNT

		WAREHOUSE SYSTEMS EX	1,140.00
		WAREHOUSE SYSTEMS LA	3,302.00
1	106-7401	WEDGE ANCHOR 100	52.98
2	346-51116	BIT	12.21
1	K75-13074	DOOR ARM KIT	107.49
3	K79-15016-1	RPM SENSOR KIT	50.85
1	INBOUND FREIGHT		21.49

Total for segment 4,822.41

MISC. SUPPLIES 13.50
TRIP CHARGE 99.00

Total parts 337.43 Total labor 4,442.00 Total misc 155.48
CA SALES TAX Sub Total 4,934.91
31.41

Amount Due
Due By:
01/31/19

4,966.32

46/

MAIL REMITTANCE TO: CROMER MATERIAL HANDLING P O BOX 14338 * OAKLAND, CA 94614-2388

FEDERAL ID NO: 94-3101700

ALL CLAIMS MUST BE MADE IMMEDIATELY UPON RECEIPT OF GOODS, NO GOODS ACCEPTED FOR CREDIT UNLESS RETURNED WITH THIS INVOICE WITHIN 15 DAYS. THERE IS A 5% RESTOCKING CHARGE ON RETURNED EQUIPMENT AND 15% RESTOCKING CHARGE ON ALL RETURNED PARTS. NO REFUNDS ON ELECTRICAL OR SPECIAL ORDER PARTS. RETURNED PARTS MUST BE PREPAID FRT. THERE IS A 1.5% SERVICE CHARGE ON ALL INVOICES OVER 30 DAYS. CUSTOMER IS RESPONSIBLE FOR TIRE DAMAGE AND REPAIR. UNIT MUST BE RETURNED WITH SERVICEABLE TIRES, LESS WEAR AND TEAR. UNRETURNED ORIGINAL LP TANK FEE IS \$190.00

CUSTOMERS COPY RECEIVED BY

1-5151-03
2-10-19



ENERGY STATEMENT

www.pge.com/MyEnergy

Account No: 5915064925-5

Statement Date: 01/05/2019

Due Date: 01/22/2019

Service For:

FRESNO'S CHAFFEE ZOO CORPORATION
894 W BELMONT AVE
FRESNO, CA 93728

Your Account Summary

Amount Due on Previous Statement	JAN 10 2019	\$35,822.39
Payment(s) Received Since Last Statement		0.00
Previous Unpaid Balance		\$35,822.39
Current Electric Charges		\$39,910.05

Questions about your bill?

Business Specialist available:
Mon-Fri: 7am to 6pm
1-800-468-4743
www.pge.com/MyEnergy

Local Office Address

705 P Street
Fresno, CA 93760

Total Amount Due by 01/22/2019

\$75,732.44

5191-00 0087

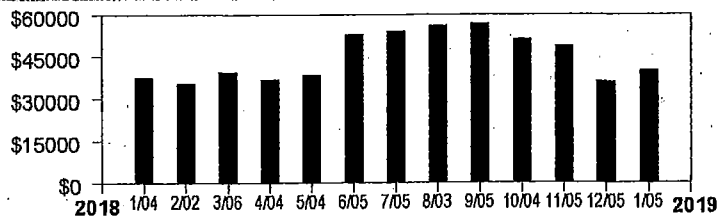
2018 34787.44
2019 5122.61

[Signature]
1-1-19

47/

Electric Monthly Billing History

Daily Usage Comparison



1 Year Ago	Last Period	Current Period
9518.72	8810.24	9502.15
Electric kWh / Day		

Visit www.pge.com/MyEnergy for a detailed bill comparison



ENERGY STATEMENT

www.pge.com/MyEnergy

Account No: 5915064925-5

Statement Date: 01/05/2019

JAN 10 2019

Due Date: 01/22/2019

Details of Electric Charges

12/05/2018 - 01/04/2019 (31 billing days)

Service For: 894 W BELMONT AVE

Service Agreement ID: 5915064187

Rate Schedule: E19S Medium General Demand-Metered TOU Service

12/05/2018 - 12/31/2018

Customer Charge	27 days @ \$19.71253	\$532.24
Demand Charge ¹		
Max Part Peak	523.200000 kW @ \$0.12000	54.68
Max Demand	523.200000 kW @ \$18.26000	8,320.90
Energy Charges		
Part Peak	100,665.600000 kWh @ \$0.11004	11,077.24
Off Peak	157,895.400000 kWh @ \$0.09401	14,843.75
Power Factor Adjustment (@ 94.00% Power Factor)		-116.35
Energy Commission Tax		74.98

01/01/2019 - 01/04/2019

Customer Charge	4 days @ \$19.71253	\$78.85
Demand Charge ¹		
Max Part Peak	489.600000 kW @ \$0.12000	7.58
Max Demand	494.400000 kW @ \$17.54000	1,118.94
Energy Charges		
Part Peak	16,518.000000 kWh @ \$0.10958	1,810.04
Off Peak	22,587.600000 kWh @ \$0.09355	2,113.07
Power Factor Adjustment (@ 94.00% Power Factor)		-17.60
Energy Commission Tax		11.73

~~\$120.18~~ 34787.44

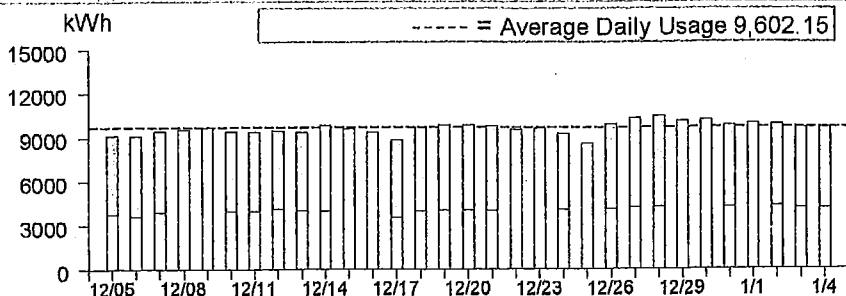
Total Electric Charges

\$39,910.05

5111
5122.41

Demand charges are prorated for the number of days in each rate period

Electric Usage This Period: 297,666.600000 kWh, 31 billing days



	Usage	Energy Charges
<input type="checkbox"/> Part Peak ²	39.37%	\$12,887.28
<input type="checkbox"/> Off Peak ³	60.63%	\$16,956.82

¹Peak: 5/1-10/31 12:00pm-6:00pm, M-F (except Holidays);

²Part Peak: 5/1-10/31 8:30am-12:00pm, 6:00pm-9:30pm, M-F (except Holidays); 11/1-4/30 8:30am-9:30pm, M-F (except Holidays);

³Off Peak: Year Round 9:30pm - 8:30am, M-F (except Holidays); Sat-Sun; Holidays



Visit www.pge.com/MyEnergy for a detailed bill comparison.

PG&E ENERGY STATEMENT

www.pge.com/MyEnergy

Account No: 1934497681-6
Statement Date: 01/05/2019
Due Date: 01/22/2019

Service For:

FRESNO'S CHAFFEE ZOO CORPORATION
894 W BELMONT AVE
FRESNO, CA 93728

Questions about your bill?

Business Specialist available:
Mon-Fri: 7am to 6pm
1-800-468-4743
www.pge.com/MyEnergy

Local Office Address

705 P Street
Fresno, CA 93760

Your Account Summary

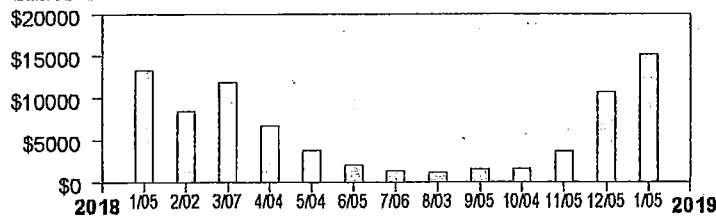
Amount Due on Previous Statement \$10,629.05
Payment(s) Received Since Last Statement 0.00
Previous Unpaid Balance \$10,629.05
Current Gas Charges \$15,136.93

Total Amount Due by 01/22/2019 \$25,765.98

5191-00 0087 2018 12708.48
2019 2428.45 47/
1-14-19

Gas Monthly Billing History

Daily Usage Comparison



Visit www.pge.com/MyEnergy for a detailed bill comparison

1 Year Ago Period	Last Current Period	Current Period
466.25	371.00	460.31
Gas Therms / Day		



ENERGY STATEMENT

www.pge.com/MyEnergy

Account No: 1934497681-6

Statement Date: 01/05/2019

JAN 10 2019

Due Date: 01/22/2019

Details of Gas Charges

12/05/2018 - 01/05/2019 (32 billing days)

Service For: 894 W BELMONT AVE

Service Agreement ID: 1934497465

Rate Schedule: GNR1 Gas Service to Small Commercial Customers

12/05/2018 - 12/31/2018

Customer Charge	27 days @ \$2.14936	\$58.03
Gas Charges		
First 4,000 Therms/month	3,375.000000 Therms @ \$1.18266	3,991.48
> 4,000 Therms/month	9,053.437500 Therms @ \$0.88501	8,012.38
Gas PPP Surcharge (\$0.04232/Therm)		525.97
Fresno Recovery Fee		120.62

01/01/2019 - 01/05/2019

Customer Charge	5 days @ \$2.14936	\$10.75
Gas Charges		
First 4,000 Therms/month	625.000000 Therms @ \$1.23590	772.44
> 4,000 Therms/month	1,676.562500 Therms @ \$0.90828	1,522.79
Gas PPP Surcharge (\$0.04319/Therm)		99.41
Fresno Recovery Fee		23.06

Total Gas Charges

\$15,136.93

Service Information

Meter #	61202044
Current Meter Reading	96,424
Prior Meter Reading	85,696
Difference	10,728
Multiplier	1.373008
Total Usage	14,730.000000 Therms
Serial	L

Gas Procurement Costs (\$/Therm)

12/05/2018 - 12/31/2018	\$0.41253
01/01/2019 - 01/05/2019	\$0.41716

Additional Messages

Customer Charge To help deliver safe, reliable and affordable gas service to your business, PG&E charges a customer fee which is based on your highest average daily gas usage within the past 12 months. For the billing period ending on 01/05/2019, your highest average daily gas usage was 460.3 therms.

12,708.48

242.84





ENERGY STATEMENT

www.pge.com/MyEnergy

JAN 29 2019

Account No: 2664600004-7

Statement Date: 01/23/2019

Due Date: 02/11/2019

Service For:

FRESNO'S CHAFFEE ZOO CORPORATION
890 W BELMONT AVE
FRESNO, CA 93728

Your Account Summary

Amount Due on Previous Statement
Payment(s) Received Since Last Statement
Previous Unpaid Balance
Current Gas Charges

\$2,633.01
0.00

Pd 1/10 \$2,633.01

\$3,294.61

Questions about your bill?

Business Specialist available:
Mon-Fri: 7am to 6pm
1-800-468-4743
www.pge.com/MyEnergy

Local Office Address

705 P Street
Fresno, CA 93760

Total Amount Due by 02/11/2019

\$5,927.62

1-5190 00 0087

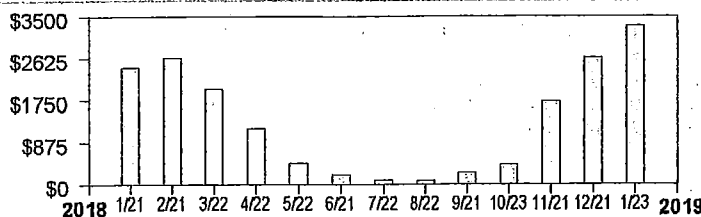
P13 2018 1067.31

2019 2227.30 47/

2-4-19

Gas Monthly Billing History

Daily Usage Comparison



1 Year Ago: 69.20
Last Period: 71.06
Current Period: 77.09

Gas Therms / Day

Visit www.pge.com/MyEnergy for a detailed bill comparison



ENERGY STATEMENT

www.pge.com/MyEnergy

Account No: 2664600004-7

Statement Date: 01/23/2019

Due Date: 02/11/2019

Details of Gas Charges

12/21/2018 - 01/22/2019 (33 billing days)

Service For: 890 W BELMONT AVE

Service Agreement ID: 2664600103 ZOO RAIN FOREST WATER HEATER

Rate Schedule: GNR1 Gas Service to Small Commercial Customers

12/21/2018 - 12/31/2018

1,067.31

Customer Charge	11 days @ \$1.66489	\$18.31
Gas Charges		
First 4,000 Therms/month	848.000000 Therms @ \$1.18266	1,002.90
Gas PPP Surcharge (\$0.04232/Therm)		35.89
Fresno Recovery Fee		10.21

01/01/2019 - 01/22/2019

2,227.30

Customer Charge	22 days @ \$1.66489	\$36.63
Gas Charges		
First 4,000 Therms/month	1,696.000000 Therms @ \$1.23590	2,096.09
Gas PPP Surcharge (\$0.04319/Therm)		73.25
Fresno Recovery Fee		21.33

Total Gas Charges \$3,294.61

Service Information

Meter #	44771232
Current Meter Reading	47,098
Prior Meter Reading	44,659
Difference	2,439
Multiplier	1.043049
Total Usage	2,544.000000 Therms
Serial	Y

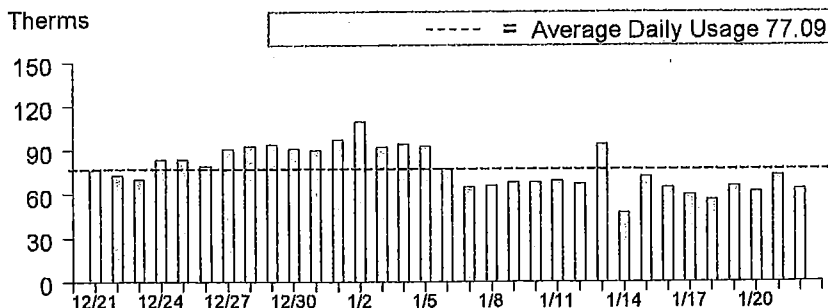
Gas Procurement Costs (\$/Therm)

12/21/2018 - 12/31/2018	\$0.41253
01/01/2019 - 01/22/2019	\$0.41716

Additional Messages

Customer Charge To help deliver safe, reliable and affordable gas service to your business, PG&E charges a customer fee which is based on your highest average daily gas usage within the past 12 months. For the billing period ending on 01/22/2019, your highest average daily gas usage was 77.1 therms.

Gas Usage This Period: 2,544.000000 Therms, 33 billing days



Visit www.pge.com/MyEnergy for a detailed bill comparison.



Company Headquarters
624 E. Service Rd.
Modesto, CA 95358
(800) 323-0725
Fax (209) 541-3191

already in 2016
Shipping Via.

Delivered

Invoice

101065770

Invoice Date
Due Date

11/29/2018
12/25/2018

Customer ID

11247

Salesperson
Shipping Loc.

109
1001

Ticket(s)

101922917

Bill To: Fresno s Chaffee Zoo Corporation
894 West Belmont Ave
Fresno, CA 93728

Ship To: 894 West Belmont Ave(Fresno Chaffee Zoo)
Fresno, CA 93728

Comments: deliver friday the 30th 41650lbs evh

Quantity	Description	Unit Price	Total \$
833.000 50# + (833.000 15)	Salt Extra Coarse 50# Compass Minerals	5.53 /50#	4,606.49

Corporation

PLEASE SEE REVERSE SIDE FOR LOCATIONS, TERMS AND CONDITIONS, AND RETURN POLICY

Sub Total 4,606.49

Sales Tax
Amount Due

367.37
4,973.86

(+Denotes taxable items)

1-5202-03y
2-12-19

Remit To: Stanislaus Farm Supply
P.O. Box 31001-0821
Pasadena CA 91110-0821
Phone #: 209-541-3173

Recommendation Was Made By or Provided to the Seller. Yes No
Fresno s Chaffee Zoo Corporation

Invoice

101065770



Be Right™

INVOICE NUMBER 11292658

DATE: 01/11/2019

Page: 1

DETACH TOP PORTION AND RETURN WITH PAYMENT TO:

TOTAL: \$1,139.19

Hach Company
2207 Collection Center Drive
Chicago, IL 60693
Phone: (800) 227-4224

*Have you ordered online ?
Order at WWW.HACH.COM*

11292659 401883749 00000113919 011119

DETACH HERE

Original

S
O
L
D

T
O



FRESNO CHAFFEE ZOO
894 W BELMONT AVE
FRESNO, CA 93728-2807
United States

S
H
I
P

T
O

FRESNO CHAFFEE ZOO
TINDALL, RENEE
894 W BELMONT AVE
FRESNO, CA 93728-2807
United States

Sort Seg: 178

INVOICE NO	11292658	DATE:	01/11/2019
PURCHASE ORDER NUMBER	RENEE 011019		
TERMS	Net 30 Days From Invoice Date		
FREIGHT			
CARRIER	FX1-CAO**FedEx-Priority-Cargo Air		
ACCOUNT	40188374	Remit to:	
REF. NO.	315408179-1		

Hach Company
2207 Collection Center Dr
Chicago, IL 60693
Phone: (800) 227-4224

These commodities are sold, packaged, marked, and labeled for destinations in the United States. Exportation of these commodities may require special licensing, packaging, marking or labeling.

LN#	PRODUCT DESCRIPTION	ITEM NO.	QUANTITY	UNIT PRICE	EXT. PRICE
1	REAGENT SET, CA/MG HARDNESS	2319900	2	76.95	153.90
	*TRACKING NUMBERS: 467112332115				
2	CALCIUM CHLORIDE 2MG/L 946ML	2058116	1	60.00	60.00
	*TRACKING NUMBERS: 467112332126				
3	POTASSIUM PERSULFATE PP PK/100	245199	2	35.45	70.90
	*TRACKING NUMBERS: 467112332126				
4	SODIUM HYDROXIDE 5.0N 100ML MDB	245032	4	16.55	66.20
	*TRACKING NUMBERS: 467112332115				
5	SULFURIC ACID 5.25N 100ML MDB	244932	4	14.19	56.76
	*TRACKING NUMBERS: 467112332104				
6	DW INORGANICS QC STD, 500ML	2833049	1	46.09	46.09
	*TRACKING NUMBERS: 467112332104				
7	PHOSPHATE STD SOLN, 1MG/L 500ML	256949	1	26.65	26.65
	*TRACKING NUMBERS: 467112332126				
8	RGT SET, ALUMINUM ALUMINON	2242000	2	144.00	288.00
	*TRACKING NUMBERS: 467112332126				
9	ALUMINUM STD SOLN, 100MG/L 100ML	1417442	1	30.15	30.15
	*TRACKING NUMBERS: 467112332104				

PURCHASE AND ACCEPTANCE OF PRODUCT(S) SUBJECT TO HACH COMPANY'S TERMS AND CONDITIONS OF SALE,
PUBLISHED ON HACH COMPANY'S WEBSITE AT WWW.HACH.COM/TERMS

For order discrepancies or product exchanges please call 800-227-4224 or 970-669-3050 to obtain Return Authorization.

E



INVOICE NUMBER 11292658

DATE: 01/11/2019

Page: 2

ORDER CONTACT:

RENEE TINDALL

5594985931

Notes:

SERVICE NOTES: Hach Service Department Invoice for Work Order:
Reference Service Report to view details.

SUBTOTAL	798.65
FREIGHT CHARGES	256.39
TAX	84.15
INVOICE TOTAL	1,139.19

1-5202-034
2-2-19

PURCHASE AND ACCEPTANCE OF PRODUCT(S) SUBJECT TO HACH COMPANY'S TERMS AND CONDITIONS OF SALE,
PUBLISHED ON HACH COMPANY'S WEBSITE AT WWW.HACH.COM/TERMS

For order discrepancies or product exchanges please call 800-227-4224 or 970-669-3050 to obtain Return Authorization. E